

OPERATING CHARACTERISTICS AT 50Hz

H.P.U. = Approximate Pick-up at 90°C P.U. and D.O. values at 25°C

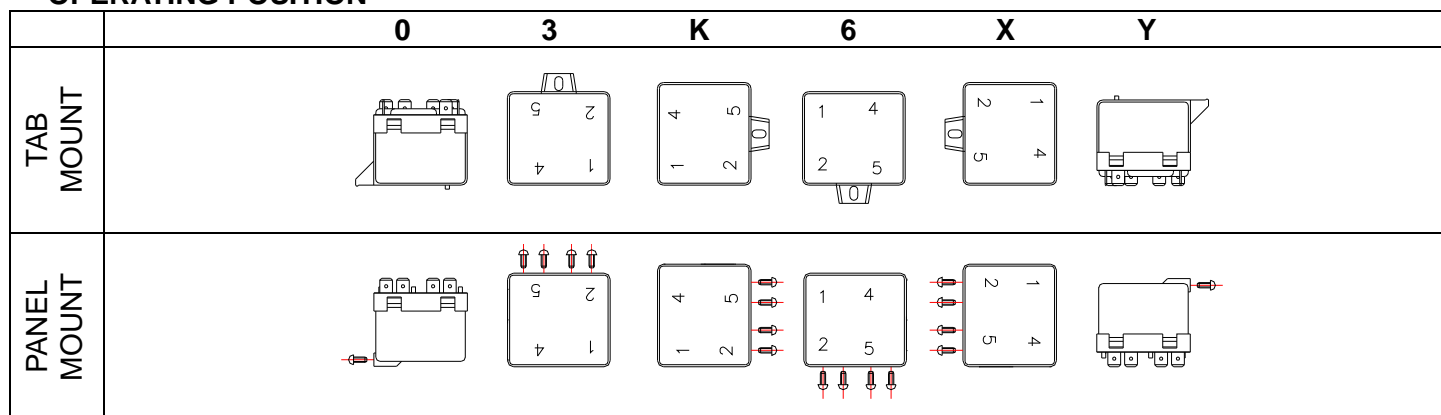
| Coil number | 2 | | | 3 | | 4 | | 5 | | 6 | | 7 | | 8 | | 9 | |
|----------------------------|---------|---------|--------|---------|--------|---------|--------|---------|--------|---------|--------|---------|-------|---------|--------|---------|-------|
| Vmax at 40°C (V) | 299 | | | 338 | | 378 | | 356 | | 452 | | 151 | | 530 | | 228 | |
| Resistance±10% at 25°C (Ω) | 5600 | | | 7500 | | 10700 | | 10000 | | 13800 | | 1500 | | 19500 | | 3900 | |
| | H.P.U. | P.U. | D.O. | P.U. | D.O. | P.U. | D.O. | P.U. | D.O. | P.U. | D.O. | P.U. | D.O. | P.U. | D.O. | P.U. | D.O. |
| A | 120-130 | | | | | | | | | | | 111-124 | 20-45 | | | 111-124 | 35-77 |
| B | 130-140 | | | | | | | | | | | 120-134 | 20-45 | | | 120-134 | 35-77 |
| C | 150-160 | 140-153 | 40-90 | | | | | | | | | 130-144 | 20-45 | | | 130-144 | 35-77 |
| D | 160-170 | 150-163 | 40-90 | 150-163 | 40-90 | | | | | | | 140-153 | 20-45 | | | 140-153 | 35-77 |
| E | 170-180 | 162-175 | 40-90 | 162-175 | 40-90 | | | | | | | | | | | 149-163 | 35-77 |
| F | 180-190 | 171-184 | 40-90 | 171-184 | 40-90 | | | 180-195 | 40-105 | | | | | | | 157-172 | 35-77 |
| G | 190-200 | 180-193 | 40-90 | 180-195 | 40-105 | 180-195 | 40-105 | 189-205 | 40-105 | | | | | | | 168-182 | 35-77 |
| H | 200-220 | 186-215 | 40-90 | 190-215 | 40-105 | 195-224 | 50-110 | 186-214 | 60-133 | | | | | | | 178-192 | 35-77 |
| I | 220-240 | 205-234 | 40-105 | 208-239 | 50-110 | 204-233 | 50-110 | 204-233 | 60-133 | | | | | | | 183-213 | 35-77 |
| L | 240-260 | 224-252 | 40-105 | 224-252 | 50-110 | 223-259 | 50-110 | 223-252 | 60-133 | 223-252 | 60-130 | | | | | 203-231 | 35-77 |
| M | 260-280 | 243-271 | 40-105 | 239-270 | 50-110 | 242-272 | 50-110 | 242-272 | 60-133 | 239-268 | 60-135 | | | 239-268 | 75-170 | | |
| N | 280-300 | | | 260-289 | 50-110 | 262-290 | 60-121 | 262-290 | 60-133 | 258-287 | 60-135 | | | 258-287 | 75-170 | | |
| O | 300-320 | | | | | 280-310 | 60-121 | 280-310 | 60-133 | 277-305 | 60-135 | | | 277-305 | 75-170 | | |
| P | 320-340 | | | | | 300-328 | 60-121 | 300-328 | 60-154 | 295-324 | 60-135 | | | 295-324 | 75-170 | | |
| Q | 340-360 | | | | | 318-347 | 60-121 | | | 314-342 | 60-135 | | | 314-342 | 75-180 | | |
| R | 350-370 | | | | | | | | | | | | | 323-352 | 75-180 | | |
| S | 360-380 | | | | | | | | | | | | | 332-361 | 75-180 | | |

OPERATING CHARACTERISTICS AT 60Hz

H.P.U. = Approximate Pick-up at 90°C P.U. and D.O. values at 25°C

| Coil number | 2 | | | 3 | | 4 | | 5 | | 6 | | 7 | | 8 | | 9 | |
|----------------------------|---------|---------|--------|---------|--------|---------|--------|---------|--------|---------|--------|---------|-------|---------|--------|---------|-------|
| Vmax at 40°C (V) | 332 | | | 375 | | 420 | | 395 | | 502 | | 168 | | 588 | | 253 | |
| Resistance±10% at 25°C (Ω) | 5600 | | | 7500 | | 10700 | | 10000 | | 13800 | | 1500 | | 19500 | | 3900 | |
| | H.P.U. | P.U. | D.O. | P.U. | D.O. | P.U. | D.O. | P.U. | D.O. | P.U. | D.O. | P.U. | D.O. | P.U. | D.O. | P.U. | D.O. |
| AA | 120-130 | | | | | | | | | | | 111-124 | 20-45 | | | 111-124 | 35-77 |
| AB | 130-140 | | | | | | | | | | | 120-134 | 20-45 | | | 120-134 | 35-77 |
| AC | 150-160 | | | | | | | | | | | 130-144 | 20-45 | | | 130-144 | 35-77 |
| AD | 160-170 | 150-163 | 40-90 | | | | | | | | | 140-153 | 20-45 | | | 140-153 | 35-77 |
| AE | 170-180 | 162-175 | 40-90 | | | | | | | | | 149-163 | 20-45 | | | 149-163 | 35-77 |
| AF | 180-190 | 171-184 | 40-90 | | | | | 180-195 | 40-105 | | | | | | | 157-172 | 35-77 |
| AG | 190-200 | 180-193 | 40-90 | 180-195 | 40-105 | | | 189-205 | 40-105 | | | | | | | 168-182 | 35-77 |
| AH | 200-220 | 186-215 | 40-90 | 190-215 | 40-105 | 195-224 | 60-121 | 186-214 | 60-130 | | | | | | | 178-192 | 35-77 |
| AI | 220-240 | 205-234 | 40-90 | 208-239 | 50-110 | 204-233 | 60-121 | 204-233 | 60-130 | | | | | | | 183-213 | 35-77 |
| AL | 240-260 | 224-252 | 40-105 | 224-252 | 50-110 | 223-259 | 60-121 | 223-252 | 60-130 | | | | | | | 203-231 | 35-77 |
| AM | 260-280 | 243-271 | 40-105 | 239-270 | 50-110 | 242-272 | 60-121 | 242-272 | 60-140 | 239-268 | 60-135 | | | | | 221-250 | 35-77 |
| AN | 280-300 | | | 260-289 | 50-110 | 262-290 | 60-121 | 262-290 | 60-140 | 258-287 | 60-135 | | | 258-287 | 75-170 | | |
| AO | 300-320 | | | | | 280-310 | 60-121 | 280-310 | 60-140 | 277-305 | 60-135 | | | 277-305 | 75-170 | | |
| AP | 320-340 | | | | | 300-328 | 60-121 | 300-328 | 60-140 | 295-324 | 60-135 | | | 295-324 | 75-170 | | |
| AQ | 340-360 | | | | | 318-347 | 60-121 | | | 314-342 | 60-135 | | | 314-342 | 75-180 | | |
| AR | 350-370 | | | | | | | | | | | | | 323-352 | 75-180 | | |
| AS | 360-380 | | | | | | | | | | | | | 332-361 | 75-180 | | |

OPERATING POSITION



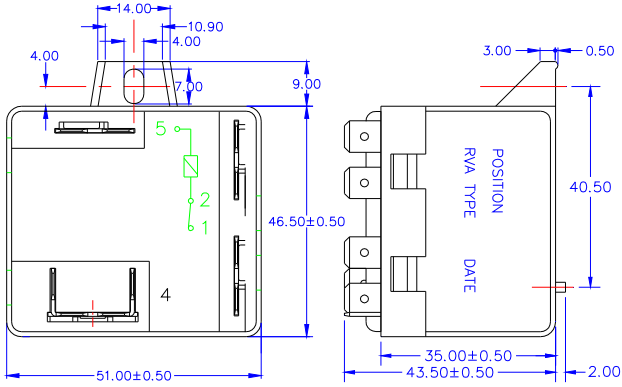
Devices calibrated in specified mounting position.

Pick-up voltage may vary somewhat if mounted in positions other than specified.

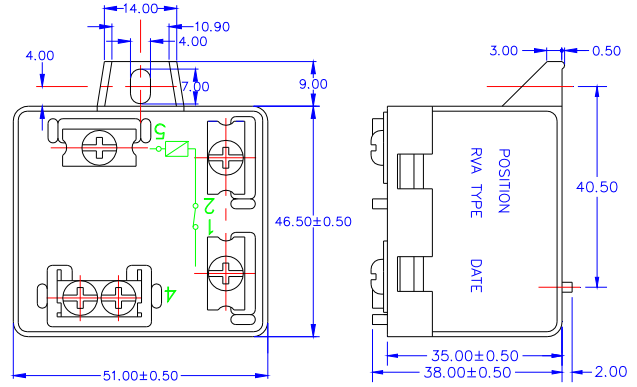
CONFIGURATIONS

| | 3 Twin quick-connect (#1, 2, 5) | 5 Twin quick-connect (2 on #4) | 3 Screws (#1, 2, 5) | 5 Screws (2 screws on #4) |
|-------------|------------------------------------|-----------------------------------|------------------------|------------------------------|
| TAB MOUNT | L | D | H | C |
| PANEL MOUNT | Z | R | U | P |

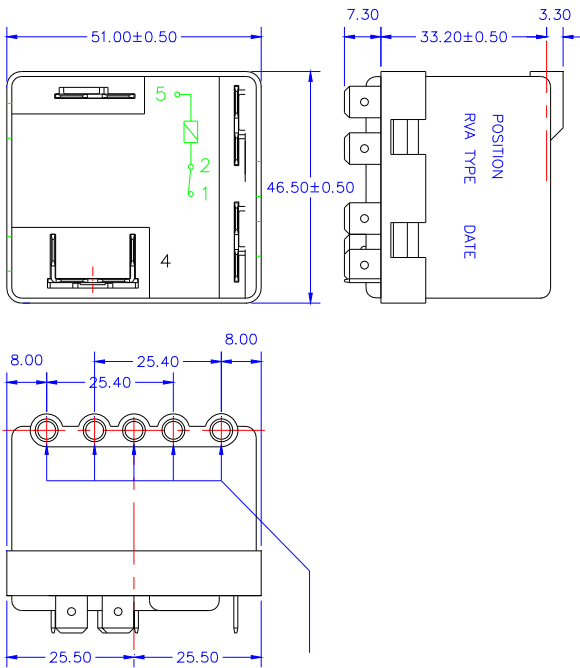
DRAWINGS (All dimensions in millimetre ± 0.25)
 TAB MOUNT (quick-connect terminal)



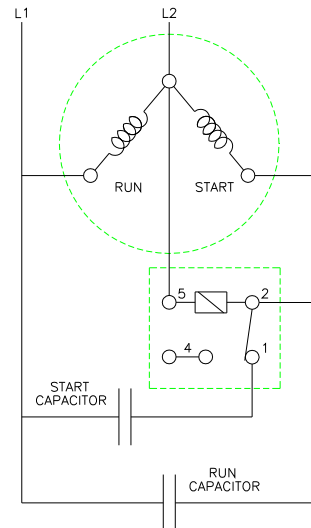
TAB MOUNT (screw terminal)



PANEL MOUNT (quick-connect terminal)



WIRING DIAGRAM



When engaging the plastic mould recess, use two flat head, self tapping screw, size 4.2mm, 9.5mm long (UNI-EN-ISO 1481 for slotted screws, UNI-EN-ISO 7049 for screws with a cross recess).

For any different configuration, contact the Factory
Electrica S.r.l. via privata Della Torre 24, 20127 Milano - Italia
 Tel.+39 02 2892641 Fax +39 02 2827511
www.electrica.com info@electrica.it