







Manual actuations

	Designation	Width across flats	Length
	Hand lever	SW 07	76 mm
	Zinc die-casting	SW 10	112 mm
		SW 10	130 mm
		SW 10	160 mm
		SW 10	180 mm
SW 17	250 mm		
	Hand lever Aluminium	SW 22	370 mm
	Hand lever	SW 07	95 mm
	Steel	SW 10	110 mm
		SW 10	190 mm
		SW 17	300 mm
		SW 17	350 mm
SW 22	350 mm		
	Hand lever Ductile cast iron	SW 22 SW 27	520 mm 700 mm
	Telescopic handle Steel	SW 22	240 to 385 mm
	Twin handle Zinc die-casting	SW 10	110 mm