

# Technical Data

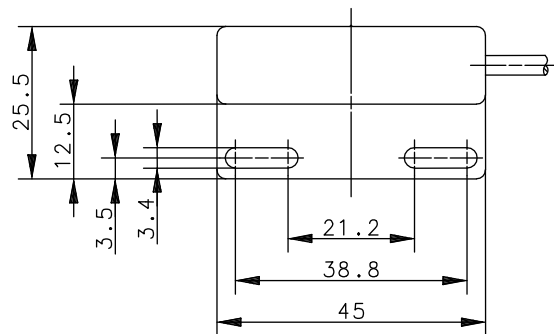
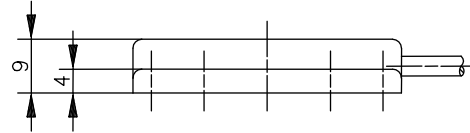
## Magnetic switch

### Series MA-45


Type designation **MAK-4513-D-1**

Item number **6316345722**

#### Wiring diagram



#### Identifying characteristics in accordance with EN 60947-5-1 and EN 62246-1

Electrical data		
Assured operating distance	S <sub>a</sub>	12 mm
Switching element function		Change-over
Reed contact: max. switching voltage		125 V AC / 175 V DC
max. switching current		280 mA AC / 400 mA DC
max. switching capacity		5 VA
mechanical lifetime		3x10 <sup>6</sup> switchings, however, according to load resetability
Repeat accuracy	R	± 0,1 mm
Max. Release point		under same geometrical conditions at the same temperature
Corresponding magnet		23 mm
		TK-45
Mechanical data		
Enclosure		PA 6.6, black; encapsulated reed contact
Ambient air temperature		-5 °C ... +70 °C
Type of protection		IP67 (NEMA 4) according to IEC 529, EN 60529
Termination type		cable 3 x AWG 26 x 1 m ± 5 %; PVC -outer jacket black;
Assembly position		optional (assembly on iron means reduction of switch distance)
EU Conformity		
		acc. to directive 2004 / 108 / EC
Approvals		
		UL Listed, Ind. Cont. Eq. / Class 2 Power source
		<b>Note limited electrical data:</b>
		max. switching voltage 30 V AC / 60 V DC
		max. switching current 0,25 A
		max. switching capacity 5 VA

This document will not become the contractual basis; the details included herein do not constitute any descriptions of expected conditions, so that warranties/claims for defects on account of possible variations of the actual from the here described condition are excluded. Subject to modifications and amendments.

Date of issue: 25.06.2013 / Page 1 of 1  
Document: 6316345722\_en / Last update: 1 / 0022-13