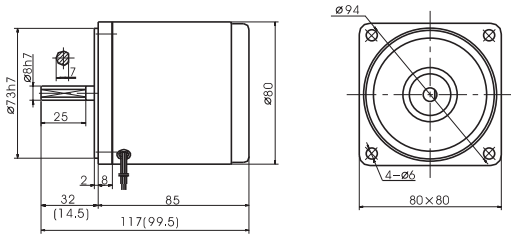


电机外形尺寸 Motor Overall Dimension



●其中()数字系小齿轮轴电机的数值。●The value in the () is the value of small gear shaft motor.

感应电机 Induction Motor 25W

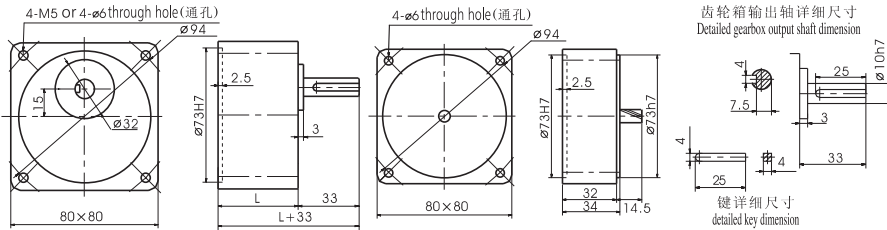


电机特性表 List of Motor Characteristics

电机型号 Model of Motor		出力 Output	电压 Voltage	频率 Frequency	极数 Poles	额定时间 Duty	额定 Rated				起动转矩 Starting Torque		电容量/耐压 Capacitor/Ve
光电机 Motor	带齿轴电机 Motor with gear shaft	W	V	Hz	P		转速 Speed r/min	电流 Current A	力矩 Torque N.m kgf.cm		N.m	kgf.cm	μF/VAC
4IK25A-A	4IK25GN-A	25	1ph110	50	4	连续 CONT	1350	0.45	0.18	1.80	0.18	1.80	7.0/250
4IK25A-C	4IK25GN-C	25	1ph220	50	4	连续 CONT	1350	0.24	0.18	1.80	0.18	1.80	1.8/450
4IK25A-S	4IK25GN-S	25	3ph220	50	4	连续 CONT	1300	0.25	0.19	1.88	0.19	1.88	/
4IK25A-S ₃	4IK25GN-S ₃	25	3ph380	50	4	连续 CONT	1300	0.14	0.19	1.88	0.19	1.88	/
4IK25A-D		25	1ph220	50	2	连续 CONT	2700	0.28	0.09	0.90	0.09	0.90	2.5/450

●使用电压不同, 电容量也不相同。故应和使用电压相对应, 正确使用。●不能正确使用是造成故障的主要原因。订货时, 在确认使用电压后, 选择正确的型号进行订货。
●The capacitor capacitance will be different under different voltage. A correct capacitor capacitance is required to match the applied voltage. ●Wrong capacitor capacitance is the cause of trouble. You must confirm a correct voltage and select a correct model when your purchase order is placed.

齿轮箱外形尺寸 Overall Dimension of Gearbox



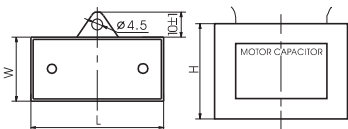
	速比 Reduction Ratio	尺寸 L(mm)	质量(kg)
齿轮箱 Gearbox	4GN3K-GN18K	32	0.43
	4GN20K-GN50K	43.5	0.57
	4GN60K-GN200K		0.61
中间齿轮箱 Intermediate Gearbox	4GN10X	32	0.43
电机 Motor			1.64

齿轮箱允许力矩 Allowable Torque on Gearbox

齿轮箱型式 Model of Gearbox: 4GN □ K

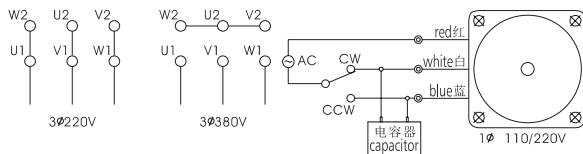
频率 Frequency	减速比 Reduction Ratio		3	3.6	5	6	7.5	9	10	12.5	15	18	20	25	30	36	40	50	60	75	90	100	120	150
50Hz	输出轴转速 Output Shaft Speed	r/min	500	417	300	250	200	166	150	120	100	83	75	60	50	41	37	30	25	20	16	15	12	10
	允许力矩 Allowable Torque	N.m	0.52	0.63	0.87	1.05	1.31	1.57	1.74	2.19	2.62	3.15	3.15	3.94	4.72	5.66	6.29	7.12	7.84	7.84	7.84	7.84	7.84	7.84
		kgf.cm	5.3	6.4	8.9	10.7	13.4	16.0	17.8	22.3	26.7	32.1	32.1	40.2	48.2	57.8	64.2	72.6	80.0	80.0	80.0	80.0	80.0	80.0
60Hz	输出轴转速 Output Shaft Speed	r/min	600	500	360	300	240	200	180	144	120	100	90	72	60	50	45	36	30	24	20	18	15	12
	允许力矩 Allowable Torque	N.m	0.43	0.51	0.72	0.85	1.07	1.28	1.43	1.78	2.15	2.57	2.58	3.22	3.86	4.64	5.16	5.82	6.99	7.84	7.84	7.84	7.84	7.84
		kgf.cm	4.4	5.2	7.3	8.7	10.9	13.1	14.6	18.2	21.9	26.2	26.3	32.9	39.4	47.3	52.6	59.4	71.3	80.0	80.0	80.0	80.0	80.0

电容器 Capacitor



电容量 μF capacity μF 允许偏差 ± 5% Allowable Deviation: ± 5%	耐压 Voltage	长 L ± 1	宽 W ± 1	高 H ± 1	类型 Type
1.8	450	38	18	28	引线式 Down-lead
2.5	450	38	18	28	
7.0	250	47	26	38	

接线图 Wiring Diagram



齿轮箱型式 Model of Gearbox: 4GN □ K

频率 Frequency	减速比 Reduction Ratio		180	200
50Hz	输出轴转速 Output Shaft Speed	r/min	8	7.5
	允许力矩 Allowable Torque	N.m	7.84	7.84
		kgf.cm	80.0	80.0
60Hz	输出轴转速 Output Shaft Speed	r/min	10	9
	允许力矩 Allowable Torque	N.m	7.80	7.80
		kgf.cm	80.0	80.0