


**Product Information**

**Switching Head A-U1-1**

For device UR1



- I M1 Ex ia I Ma
- II 1G Ex ia IIC T4 Ga
- II 1D Ex IIIC T135°C Da

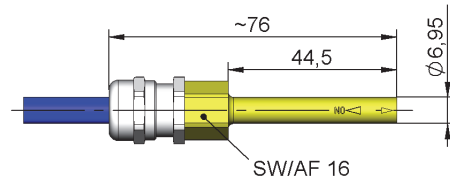
**Characteristics**

Intrinsically safe switching unit with reed switch and ATEX approval, for the UR1 range of devices, for use in intrinsically safe power circuits.

**Technical data**

Switch	reed switch
Medium temperature	-20..+110 °C
Ambient temperature	-20..+50 °C
Weight	0.05 kg additionally
Wiring	normally open (n.o.) or normally closed (n.c.), no. 0.442
Switching voltage	max. 30 V
Switching current	max. 1 A
Switching capacity	max. 50 W
Ingress protection	IP 65
Electrical connection	cable 2.5 m, other cable lengths up to max. 5 m are optionally available

**Dimensions**



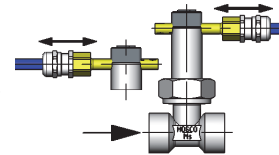
**Handling and operation**

**Note**

- For use only in intrinsically safe power circuits - Provide a suitable isolating amplifier.
- Cable lengths max. 5 m.
- It must be ensured that the values given for voltage, current, and power are not exceeded.
- When switched on, a load must be connected in series.
- The electrical details apply to ohmic loads. Capacitive, inductive and lamp loads must be operated using a protective circuit.

**Adjustment**

Loosen bolt(s), push the switching current tube into the desired position. Retighten the bolt(s). Normally closed (n.c.) or normally opened (n.o.) as per table "Technical data"



**Ordering code**

The base device is ordered, e.g. UR1-015GMA with switching head A-U1-1.


A-U1 - <sup>1.</sup> 1

<b>1. Device series</b>	
1	for UR1

**Product Information**

**Switching Head A-U1-2**

For device NW1



- I M1 Ex ia I
- II 1G Ex ia IIC T4
- II 1D Ex iaD 20 T135

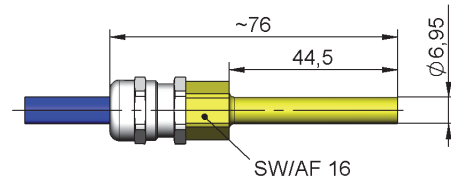
**Characteristics**

Intrinsically safe switching unit with reed switch and ATEX approval, for the NW1 range of devices, for use in intrinsically safe power circuits.

**Technical data**

<b>Switch</b>	reed switch
<b>Medium temperature</b>	-20..+110 °C
<b>Ambient temperature</b>	-20..+50 °C
<b>Weight</b>	0.05 kg additionally
<b>Wiring</b>	normally opened (n.o.) or normally closed (n.c.), no. 0.442
<b>Switching voltage</b>	max. 30 V
<b>Switching current</b>	max. 1 A
<b>Switch performance</b>	max. 50 W
<b>Ingress protection</b>	IP 65
<b>Electrical connection</b>	cable 2.5 m, other cable lengths up to max. 5 m are optionally available

**Dimensions**



**Handling and operation**

- For use only in intrinsically safe power circuits - Provide a suitable isolating amplifier.
- Cable lengths max. 5 m.
- It must be ensured that the values given for voltage, current, and power are not exceeded.
- When switched on, a load must be connected in series.
- The electrical details apply to ohmic loads. Capacitive, inductive and lamp loads must be operated using a protective circuit.

**Ordering code**

The base device is ordered e.g. NW1-020HMA with switching head A-U1-2.

A-U1 - <sup>1.</sup> 2

<b>1. Device series</b>	
2	For NW1