

Manual motor starter with rotary knob, 2/3-pole



- Thermal trip with phase-drop protection
- Setting range 0.25 – 27.0 A; 500 V AC
- Switching capacity 7.5 kW
- Switching operations 30/h

Order reference	Type Code	Description Rated current setting range (A)	Packing (units)	Weight (in g)	Part No.
OKN 0,4		0,25 – 0,40 A	1	170	203 391
OKN 0,63		0,40 – 0,63 A	1	170	203 407
OKN 1,0		0,63 – 1,00 A	1	170	203 414
OKN 1,6		1,00 – 1,60 A	1	170	203 421
OKN 2,5		1,60 – 2,50 A	1	170	203 438
OKN 4,0		2,50 – 4,00 A	1	170	203 445
OKN 6,3		4,00 – 6,30 A	1	170	203 452
OKN 10,0		6,30 – 10,0 A	1	170	203 469
OKN 16,0		10,0 – 16,0 A	1	170	203 476
OKN 22,0		16,0 – 22,0 A	1	170	203 483
OKN 27,0		22,0 – 27,0 A	1	170	203 490
OKN 30,0		22,0 – 30,0 A (2-pole)	1	170	203 506
OKN 37,0		28,0 – 37,0 A (2-pole)	1	170	236 665

Technical Data OKN	
Rated insulation voltage U_i acc. to IEC 947-4-7 / VDE 0110	500 V AC
Permissible ambient temperature Storage temperature open enclosed type	-25...+ 70 °C -25...+ 60 °C -25...+ 40 °C
Temperature compensation	yes
Climatic resistance	IEC 68 T2-3, 2-30
Glow wire resistance acc. to IEC 695-2-1	Intensity 850°C
Working position	preferably vertical
Permissible altitude	3000 m
Permissible vibration resistance IEC 68-2-6	25 Hz b.+/- 1 mm Amplitude (2,5 g)
impact (critical direction IEC 68-2-27)	5 g (11 ms)

Technical Data OKN	
Surface mounting Screw mounting	2 x M4*
Mechanical life in cycles	100.000
Maximum switching operations Cycles/hour	30
Main current paths Number	2 / 3
Rated operational voltage U_e up to	37 A / 250 V 27 A / 500 V
Thermal current I_{th} Rated operational current I_e	37 A, 2-pol / 27 A, / 3-pol
Current setting ranges I_e acc. to VDE 0660 Teil 102 A, IEC 947-4-1	22 – 37 A, 2-pol 0,25 – 27 A, 3-pol
Numbers of ranges	2 / 11
Current dissipation loss Main current paths at I_e max./Phase	1,8...3,2 W
Trip class	10A

*not included

Conductor cross-section OKN		
Manual motor starters	rigid cable 1 x	1 ... 6,0 mm ²
	rigid cable 2 x	1 ... 4,0 mm ²
	flexible cable* 1 x	1 ... 4,0 mm ²
	flexible cable* 2 x	1 ... 2,5 mm ²
Enclosure/ PE/N terminal	rigid cable 1 x	1 ... 6,0 mm ²
	rigid cable 2 x	1 ... 4,0 mm ²
	flexible cable* 1 x	1 ... 4,0 mm ²
	flexible cable* 2 x	1 ... 2,5 mm ²
Degr. of protection acc. to DIN 40050		IP 20
open type / enclosed type		IP 54

* with cable end sleeve

Switching capacity OKE2 / MKE2	
40 ... 60 Hz P1 / I _{cn} acc. to VDE 0660 / IEC 155-1 allowing for the mains back-up fuse	
230 V	6 kA
400 V	3 kA
440 V	3 kA
500 V	1 kA

Contact rating at AC 3 OKN	
230 V	- 7,5 kW
400 V	- 11,5 kW
500 V	- 14 kW

Setting ranges, intrinsic safety and max. back-up fuses OKN

Order reference	Setting range A	max. back-up fuse gL (A)	
		1 x 250 V	3 x 230 V, 3 x 500 V
OKN 0,4	0,25 – 0,40 A	-	2
OKN 0,63	0,40 – 0,63 A	-	6
OKN 1,0	0,63 – 1,00 A	-	10
OKN 1,6	1,00 – 1,60 A	-	16
OKN 2,5	1,60 – 2,50 A	-	25
OKN 4,0	2,50 – 4,00 A	-	35
OKN 6,3	4,00 – 6,30 A	-	63
OKN 10,0	6,30 – 10,0 A	-	63
OKN 16,0	10,0 – 16,0 A	-	63
OKN 22,0	16,0 – 22,0 A	-	35
OKN 27,0	22,0 – 27,0 A	-	35
OKN 30,0	22,0 – 30,0 A	50	-
OKN 37,0	28,0 – 37,0 A	50	-

Accessories OKE2 / MKE2

Order reference	Description	Packing (units)	Weight (in g)	Part No
	Enclosure-accessories			
H	Enclosure H, protection IP 41	1	225	203 513

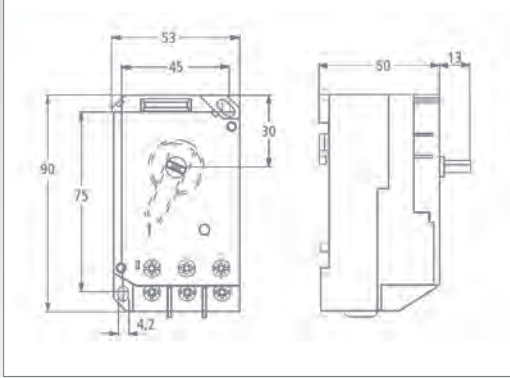
Enclosure



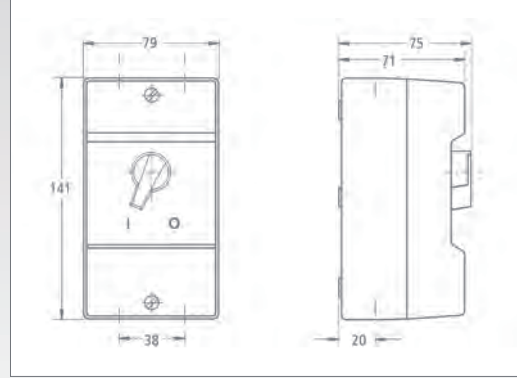
Enclosure H

OKN +
Enclosure H

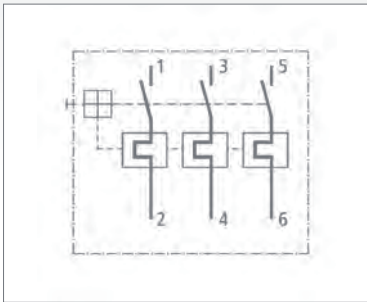
Dimensions OKN



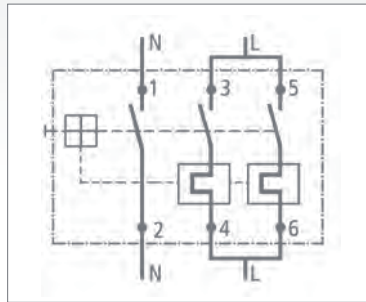
Manual motor starter OKN



Enclosure H



Manual motor starter OKN



Manual motor starter
OKN 30 u. OKN 37 (2-pol.)

Tripping curves OKN

