

TURCK

Pressure Instrumentation



Programmable Pressure Sensors



Pressure Transmitters



Diaphragm Seals



TURCK

Pressure Instrumentation

Pressure Selection Guide



Programmable Pressure Sensors	Pages
DC / Dual Discrete Outputs	B11
DC / 4-20 mA Output	B11
DC / 0-10 V Output	B11
DC / 4-20 mA and Discrete Outputs	B13
DC / 0-10 V and Discrete Outputs	B13
AC / Relay Output	B13

Programmable Flush Mount Pressure Sensors	Pages
DC / Dual Discrete Outputs	B15
DC / 4-20 mA	B15

Transmitters (scaled in psi)	Pages
DC / 4-20 mA Loop Power (Gauge), 1/4 NPT	B17
DC / 0-10 V (Gauge), 1/4 NPT	B17

Transmitters (scaled in bar)	Pages
DC / 4-20 mA (Gauge), 1/4 NPT	B19
DC / 0-10 V (Gauge), 1/4 NPT	B19
DC / 0-10 V (Gauge), G 1/4	B21
DC / 4-20 mA (Gauge), G 1/4	B21
DC / 4-20 mA (Absolute), G 1/4	B21

Pressure Sensors with Diaphragm Seals*



Housing	Sanitary	General Purpose	Chemical Resistant	Flush Mount
Pages	B23- B24	B25-B26	B26	B27
Other	Adapters and Mounting Brackets			
Pages	B28 - B29			

* Sold as a complete unit with pressure sensors and pressure transmitters only

TURCK Pressure Controls Offer a Flexible Solution to Any Pressure Application

Designed with Features to Meet your Needs

The complete line of **TURCK** pressure controls present a wide range of pressure-sensing products that have been designed for versatility and efficiency in a variety of pressure monitoring applications. Our electronic pressure controls are well suited for use in pneumatic and hydraulic systems where there is a need to monitor, measure or control the pressure of both liquids and gases. If your application requires pressure monitoring, **TURCK** pressure controls are the right choice for you.

Solid State Reliability

TURCK pressure controls have no mechanical or moving parts that will wear out over time. The piezo-resistive measuring cells offer an extremely high overpressure resistance, which in turn produces a pressure control that is remarkably stable. The robust housings and ceramic piezo-resistive measuring cells combined with solid-state reliability give these controls a 10 million-cycle rating. The high shock and vibration resistance allow these devices to function safely and reliably even in the harshest of environmental conditions.

Pressure Controls from TURCK for Multiple Applications

TURCK pressure controls can be used in a wide variety of applications with either liquids or gases. Whether it's control in hydraulic systems or monitoring of pressure in welding guns, **TURCK** pressure controls are designed to provide reliable data in your harshest application. Some common applications include:

- Air Compressors
- Hydraulic Clamping Systems
- Bad Filter Detection
- Vacuum for Pick-up and Transfer of Product
- Pneumatic Systems
- Hydraulic Accumulators
- Injection Molding Machines
- Press Machines
- Automotive Welding Pressure
- Machine Coolant
- Pump Run Dry

Implementing process control into your system should not require a redesign of your process. Why not choose a sensor that can be modified to meet your unique specifications? Robust, solid state, and available in several programmable styles - the **TURCK** Pressure Controls have the flexibility to adapt and perform in every application.



Fully Programmable Pressure Sensors

All **TURCK** programmable pressure sensors are completely programmable via push buttons on the front face of the sensor. The PC... sensors are easy to set up and can be programmed at any time with no in-line pressure required. This means all parameters can be programmed prior to installation to reduce downtime. Some of the programming features available include:

- Easy Push Button Setup
- Units of Measure in Either psi or bar
- Normally Open or Normally Closed Outputs
- NPN or PNP Outputs
- Time Delays for Set points and Reset Points
- Peak Pressure Memory Function
- Three Different Display Options
- Adjustable Analog



These sensors are available in either AC or DC, with analog outputs, switching outputs, or both. The analog output versions feature an adjustable upper value allowing the sensors to be tailored to specific application needs. The outputs can be used in the standard hysteresis mode for over/under pressure monitoring or as a window. The dual output version offers two set points that can be programmed completely independent of one another. This means the outputs can be set up for normally open or normally closed, standard hysteresis or window function, NPN or PNP, or any combination thereof. A variety of pressure ranges are available, including a vacuum rating of -14.5 psi (-1 bar) and a high end rating of 8700 psi (600 bar).



Tough Industrial Pressure Transmitters

TURCK's industrial pressure transmitters combine the reliability of solid-state design with the durability of Stainless Steel. The result is a pressure transmitter that provides accurate and dependable pressure measurement in demanding applications. At the heart of the transmitter is a proven ceramic component technology that provides long-term stability and a high tolerance to overpressure conditions. A patented media stop, included with devices rated over 40 bars, contains the process media in the event that the burst pressure is exceeded. The housing is constructed of Stainless Steel and provides an IP 67 level of protection. The fluid connection is a standard G 1/4 or 1/4 NPT thread that works with all of **TURCK's** existing pressure accessories. All of the transmitters include an M12x1 **euromast**® quick disconnect, making them compatible with **TURCK's** extensive line of cordsets and junction boxes.

TURCK Pressure Sensors and Transmitters with Diaphragms Installed

Operation

In many pressure applications, there is a need to separate the pressure sensor from the media it is sensing via an isolation device. **TURCK** offers a variety of diaphragm seals that are attached either directly or remotely to the pressure device to provide this isolation. The diaphragms that **TURCK** offers are all manufactured and installed by PI Components, and are not available as a separate item. This insures that the quality of the assembly is maintained for optimum accuracy.

The **TURCK** pressure sensor is attached into the top of the diaphragm housing, which is then filled with fluid. The sensor receives the pressure hydraulically via this internal medium. The lower half of the diaphragm housing adapts to the process connection, and is designed to contain the process medium as it acts against the thin membrane located between the two housings.

Applications

TURCK offers the diaphragms in numerous wetted material options, as well as with many different fill fluids to solve any application. Typical process applications that require the use of a diaphragm include:

- Sanitary Applications
- Corrosive Processes
- Viscous Applications
- Applications where Freezing Media can Clog the Sensor



Pressure Transmitter with
S1605 Sanitary Diaphragm

TURCK

Pressure Instrumentation

Innovative Pressure Sensor and Diaphragm Solutions

TURCK is the market leader in providing innovative sensor solutions for industrial automation applications. TURCK's high quality, high performance pressure sensors and pressure transmitters can be combined with multiple styles of diaphragms to give our customers an infinite selection of unique pressure sensing solutions.

TURCK offers diaphragms in numerous wetted material options, as well as with many different fill fluids. This broad selection provides custom sensing solutions for the most diverse pressure applications. Parts numbers should be developed through your TURCK representative or application support. In general, the formula below illustrates how to configure a custom sensor and diaphragm assembly.



Pressure Sensor



Diaphragm Modifier



$$\boxed{\text{PC010-Gi1/4A1M-2APN8X-H1141}} + \boxed{\text{S1605}} =$$

New Part Number:
PC010-Gi1/4A1M-2APN8X-H1141/S1605



Pressure Transmitter



Diaphragm Modifier



$$\boxed{\text{PT010R-11-LI3-H1131}} + \boxed{\text{S1693}} =$$

New Part Number:
PT010R-11-LI3-H1131/S1693

Pressure Part Number Key

Pressure

Programmable Pressure Sensor

PC 010 - Gi1/4 A1M - LIAPN8X - H1141

Style

PC = Pressure Controller

Pressure Range

- 001V = 0 to -1 bar (0 to -14.5 psi) (vacuum)
- 001 = 0 to 1 bar (0 to 14.5 psi)
- 002 = 0 to 2 bar (0 to 36.25 psi)
- 010 = 0 to 10 bar (0 to 145 psi)
- 016 = 0 to 16 bar (0 to 232 psi)
- 025 = 0 to 25 bar (0 to 362.5 psi)
- 040 = 0 to 40 bar (0 to 580 psi)
- 070 = 0 to 70 bar (0 to 1015 psi)
- 100 = 0 to 100 bar (0 to 1450 psi)
- 160 = 0 to 160 bar (0 to 2320 psi)
- 250 = 0 to 250 bar (0 to 3625 psi)
- 400 = 0 to 400 bar (0 to 5800 psi)
- 600 = 0 to 600 bar (0 to 8700 psi)

Electrical Connection

- H1141 = 4-pin, M12 *eurofast*®
- B1151 = 5-pin, *minifast*®

Output Circuitry

- LIX = 19.2-28.8 VDC / 4-20 mA
- LI8X = 17-33 VDC / 4-20 mA
- LU8X = 17-33 VDC / 0-10 VDC
- 2AP8X = 19.2-28 VDC / (2) N.O. PNP
- 2APN8X = 17-33 VDC / (2) N.O./N.C. PNP/NPN
- LIAPN8X = 17-33 VDC / 4-20 mA and (1) N.O./N.C. PNP/NPN
- LUAPN8X = 17-33 VDC / 0-10 VDC and (1) N.O./N.C. PNP/NPN
- ARX = 102-132 VAC / N.O./N.C. Relay

Materials

- A1M = 303 Stainless Steel/Die-cast zinc
- A4P = 316 Stainless Steel/PBT

Fluid Connection

- Gi1/4 = G1/4
- N3/4 = 3/4 NPT

Pressure Transmitter (scaled in psi)

PT 100psig - 13 - LI3 - H1131

Style

PT = Pressure Transmitter

Pressure Range

- 30HG = 0 to -30 in. Hg
- 15psig = 0 to 15 psig (0 to 1 bar)
- 30psig = 0 to 30 psig (0 to 2 bar)
- 60psig = 0 to 60 psig (0 to 4 bar)
- 100psig = 0 to 100 psig (0 to 6.8 bar)
- 200psig = 0 to 200 psig (0 to 13.7 bar)
- 300psig = 0 to 300 psig (0 to 20.6 bar)
- 500psig = 0 to 500 psig (0 to 34.4 bar)
- 750psig = 0 to 750 psig (0 to 51.7 bar)
- 1000psig = 0 to 1000 psig (0 to 68.9 bar)
- 2000psig = 0 to 2000 psig (0 to 137.8 bar)
- 3000psig = 0 to 3000 psig (0 to 206.8 bar)
- 5000psig = 0 to 5000 psig (0 to 344.7 bar)
- 7500psig = 0 to 7500 psig (0 to 517 bar)

Electrical Connection

- H1131 = 3-pin, M12 *eurofast*

Output Circuitry

- LI3 = 8-33 VDC / 4-20 mA Loop Powered
- LU2 = 11.4-33 VDC / 0-10 V

Fluid Connection

- 13 = 1/4 Male NPT

TURCK

Pressure Instrumentation

Pressure Part Number Key

Pressure Transmitter (scaled in bar)

PT 010 R - 11 - LI3 - H1131

Style

PT = Pressure Transmitter

Pressure Range

01V = 0 to -1 bar (0 to -14.5 psi) (vacuum)
 0.5 = 0 to 0.5 bar (0 to 7.25 psi)
 001 = 0 to 1 bar (0 to 14.5 psi)
 002 = 0 to 1.6 bar (0 to 23.2 psi)
 003 = 0 to 2.5 bar (0 to 36.25 psi)
 004 = 0 to 4 bar (0 to 58 psi)
 006 = 0 to 6 bar (0 to 87 psi)
 010 = 0 to 10 bar (0 to 145 psi)
 016 = 0 to 16 bar (0 to 232 psi)
 025 = 0 to 25 bar (0 to 362.5 psi)
 040 = 0 to 40 bar (0 to 580 psi)
 060 = 0 to 60 bar (0 to 860 psi)
 100 = 0 to 100 bar (0 to 1450 psi)
 160 = 0 to 160 bar (0 to 2320 psi)
 250 = 0 to 250 bar (0 to 3625 psi)
 400 = 0 to 400 bar (0 to 5800 psi)
 600 = 0 to 600 bar (0 to 8700 psi)

Electrical Connection

H1131 = 3-pin, M12 *eurofast*[®]

Output Circuitry

LI3 = 8-33 VDC / 4-20 mA Loop Powered
 LU2 = 11.4-33 VDC / 0-10 V

Fluid Connection

11 = G1/4 BSPP
 13 = 1/4 NPT

Measurement Type

A = Absolute
 R = Relative

Programmable Pressure Sensor Specifications

- Ripple ≤10%
- Current Consumption (DC) ≤80 mA
- Current Consumption (AC) ≤32 mA
- Switching Frequency 50 Hz

Display Reaction Time:

- 3 Selectable Modes Slow (1% of measuring range)
Normal (0.5% of measuring range)
Fast (automatic update every 10 ms)

Time Delays:

- Switching Delay Switch-on and switch-off delay adjustable from
0 to 50 seconds in steps of 1 second
- Output Response Time. Adjustable from 5 to 500 ms in steps of 10 ms
- Power-On Effect. Per IEC 947-5-2
- Reverse Polarity Protection Yes
- Transient Protection EN 60947-5-2

Temperature Ranges:

- Ambient Temperature -25°C to +80°C (-13°F to +176°F)
- Medium Temperature -15°C to +80°C (+5°F to +176°F)
- Enclosure Rating. Meets NEMA 4, 6, 12, 13 and IP 67
- Shock 50 g per IEC 68-2-27
- Vibration 5 g (25-200 Hz) and 35 g (60-2000 Hz) per IEC 68-2-6

Accuracy:

- Repeatability. ≤0.5% of rated overall range
- Zero Shift <±0.1% of measuring range/°C
- Sensitivity <±0.03% of measuring range/°C

LED Function/Display

- Measuring Value / Programming 4-digit 7-segment display (bar/psi)
- Status Display LEDs indicate output status and selected measuring units (bar/psi)

TURCK

Pressure Instrumentation

Programmable Pressure Specifications (Flush Mount)

Current Consumption ≤50 mA
Short Circuit Protection Yes
Reverse Polarity Protection Yes
Hysteresis (set-point models). ≤2% of measuring range
Enclosure Rating. IP 65

Analog Adjustment:

PC001

4 mA 0-12.6 psi
20 mA 2.4-15 psi

PC016

4 mA 0-198 psi
20 mA 32-230 psi

Accuracy:

Linearity ≤0.5% of measuring range
Repeatability ≤1% of measuring range
Temperature Drift ≤0.02% of measuring range / °C

Temperature Range:

Ambient -20°C to +70°C (-4°F to +158°F)
Medium -20°C to +80°C (-4°F to +176°F)

LED Function / Display:

Measuring Value / Programming Rotatable, 3-digit, 7 segment display (psi)
Status Display LED's indicate output status

Pressure Transmitter Specifications

Medium Temperature	-40°C to +150°C (-40°F to +302°F)
Current Consumption	≤20 mA
Dynamic Response	<2 ms
Short Circuit Protection	Yes
Reverse Polarity Protection	Yes
Enclosure Rating	IP 67
Housing Material	Stainless Steel 1.430 (AISI 303) / PBT
Shock Resistance	75 G, 11 ms per IEC 68-2-27
Vibration Resistance	20 G, 15 mm per IEC 68-2-6
Wetted Parts	303 Stainless Steel (connection) AL ₂ O ₃ Ceramic (element) Viton (seal)
Zero Shift	<±0.015% of measuring range / °C
Span Shift	<±0.015% of measuring range / °C
Voltage Output	>10 k Ω/ <100 nF
Current Output	≤ $\frac{\text{supply voltage}}{0.02 \text{ A}}$ = Ohm

TURCK

Pressure Instrumentation

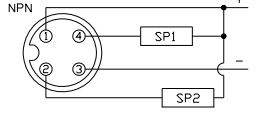
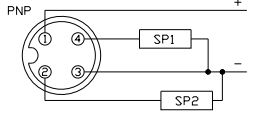
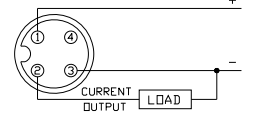
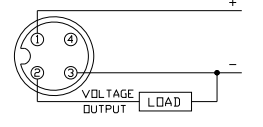


Housing Style	Part Number	ID Number	Pressure Range (psi)	Allowable Overpressure (psi)	Minimum Burst Pressure (psi)	Output
4-Wire DC, Dual Discrete NPN or PNP Output 	PC001V-Gi1/4A1M-2APN8X-H1141	M6831052	-14.5 to 0	43.5	72.5	Dual NPN/PNP N.O./N.C.
	PC001-Gi1/4A1M-2APN8X-H1141	M6831053	0 to 14.5	58	87	
	PC002-Gi1/4A1M-2APN8X-H1141	M6831054	0 to 36.25	145	217.5	
	PC010-Gi1/4A1M-2APN8X-H1141	M6831055	0 to 145	580	870	
	PC016-Gi1/4A1M-2APN8X-H1141	M6831056	0 to 232	928	1392	
	PC025-Gi1/4A1M-2APN8X-H1141	M6831057	0 to 362.5	1450	2175	
	PC040-Gi1/4A1M-2APN8X-H1141	M6831058	0 to 580	2320	3480	
	PC070-Gi1/4A1M-2APN8X-H1141	M6831059	0 to 1015	4060	6090	
	PC100-Gi1/4A1M-2APN8X-H1141	M6831060	0 to 1450	5800	8700	
	PC160-Gi1/4A1M-2APN8X-H1141	M6831061	0 to 2320	9280	13920	
	PC250-Gi1/4A1M-2APN8X-H1141	M6831062	0 to 3625	14500	21750	
	PC400-Gi1/4A1M-2APN8X-H1141	M6831063	0 to 5800	17400	26100	
	PC600-Gi1/4A1M-2APN8X-H1141	M6831064	0 to 8700	17400	26100	
3-Wire DC, Analog Current Output 	PC001V-Gi1/4A1M-LI8X-H1141	M6831000	-14.5 to 0	43.5	72.5	4-20 mA
	PC001-Gi1/4A1M-LI8X-H1141	M6831001	0 to 14.5	58	87	
	PC002-Gi1/4A1M-LI8X-H1141	M6831002	0 to 36.25	145	217.5	
	PC010-Gi1/4A1M-LI8X-H1141	M6831003	0 to 145	580	870	
	PC016-Gi1/4A1M-LI8X-H1141	M6831004	0 to 232	928	1392	
	PC025-Gi1/4A1M-LI8X-H1141	M6831005	0 to 362.5	1450	2175	
	PC040-Gi1/4A1M-LI8X-H1141	M6831006	0 to 580	2320	3480	
	PC070-Gi1/4A1M-LI8X-H1141	M6831007	0 to 1015	4060	6090	
	PC100-Gi1/4A1M-LI8X-H1141	M6831008	0 to 1450	5800	8700	
	PC160-Gi1/4A1M-LI8X-H1141	M6831009	0 to 2320	9280	13920	
	PC250-Gi1/4A1M-LI8X-H1141	M6831010	0 to 3625	14500	21750	
	PC400-Gi1/4A1M-LI8X-H1141	M6831011	0 to 5800	17400	26100	
	PC600-Gi1/4A1M-LI8X-H1141	M6831012	0 to 8700	17400	26100	
3-Wire DC, Analog Voltage Output 	PC001V-Gi1/4A1M-LU8X-H1141	M6831013	-14.5 to 0	43.5	72.5	0-10 VDC
	PC001-Gi1/4A1M-LU8X-H1141	M6831014	0 to 14.5	58	87	
	PC002-Gi1/4A1M-LU8X-H1141	M6831015	0 to 36.25	145	217.5	
	PC010-Gi1/4A1M-LU8X-H1141	M6831016	0 to 145	580	870	
	PC016-Gi1/4A1M-LU8X-H1141	M6831017	0 to 232	928	1392	
	PC025-Gi1/4A1M-LU8X-H1141	M6831018	0 to 362.5	1450	2175	
	PC040-Gi1/4A1M-LU8X-H1141	M6831019	0 to 580	2320	3480	
	PC070-Gi1/4A1M-LU8X-H1141	M6831020	0 to 1015	4060	6090	
	PC100-Gi1/4A1M-LU8X-H1141	M6831021	0 to 1450	5800	8700	
	PC160-Gi1/4A1M-LU8X-H1141	M6831022	0 to 2320	9280	13920	
	PC250-Gi1/4A1M-LU8X-H1141	M6831023	0 to 3625	14500	21750	
	PC400-Gi1/4A1M-LU8X-H1141	M6831024	0 to 5800	17400	26100	
	PC600-Gi1/4A1M-LU8X-H1141	M6831025	0 to 8700	17400	26100	

Conversion: 1 bar = 14.5038 psi

Material

Housing	Die-cast Zinc (ZNAL4)
Sensing Element	Ceramic
Cable Connector	Chrome Plated Brass
Pressure Connection	303 Stainless Steel (No. 1.4305)
O-ring Seal	Viton

Voltage	Setpoint	Re-setpoint	Switching Current	Analog Load	Display Accuracy**	Setpoint Accuracy**	Analog Accuracy**	Mating Cordset	Wiring Diagram #	Wiring Diagrams
17-33 VDC	-14 to -1	-14 to -0.7	≤200 mA	N/A	≤2	≤2	N/A	RK 4.4T-*	1	<p>Diagram 1</p>  <p>or</p>  <p>Diagram 2</p>  <p>Diagram 3</p> 
	1 to 14	0.7 to 14	≤200 mA	N/A	≤2	≤2	N/A	RK 4.4T-*	1	
	2 to 36	1 to 35	≤200 mA	N/A	≤2	≤2	N/A	RK 4.4T-*	1	
	11 to 145	7 to 140	≤200 mA	N/A	≤2	≤2	N/A	RK 4.4T-*	1	
	18 to 232	11 to 225	≤200 mA	N/A	≤2	≤2	N/A	RK 4.4T-*	1	
	29 to 362	18 to 350	≤200 mA	N/A	≤2	≤2	N/A	RK 4.4T-*	1	
	46 to 580	29 to 562	≤200 mA	N/A	≤2	≤2	N/A	RK 4.4T-*	1	
	81 to 1015	50 to 984	≤200 mA	N/A	≤2	≤2	N/A	RK 4.4T-*	1	
	116 to 1450	73 to 1406	≤200 mA	N/A	≤2	≤2	N/A	RK 4.4T-*	1	
	186 to 2320	117 to 2320	≤200 mA	N/A	≤2	≤2	N/A	RK 4.4T-*	1	
	290 to 3625	181 to 3516	≤200 mA	N/A	≤2	≤2	N/A	RK 4.4T-*	1	
	464 to 5800	290 to 5626	≤200 mA	N/A	≤2	≤2	N/A	RK 4.4T-*	1	
	696 to 8700	435 to 8439	≤200 mA	N/A	≤2	≤2	N/A	RK 4.4T-*	1	
17-33 VDC	N/A	N/A	N/A	< 500 Ω	≤2	N/A	≤0.6	RK 4.4T-*	2	
	N/A	N/A	N/A	< 500 Ω	≤2	N/A	≤0.6	RK 4.4T-*	2	
	N/A	N/A	N/A	< 500 Ω	≤2	N/A	≤0.6	RK 4.4T-*	2	
	N/A	N/A	N/A	< 500 Ω	≤2	N/A	≤0.6	RK 4.4T-*	2	
	N/A	N/A	N/A	< 500 Ω	≤2	N/A	≤0.6	RK 4.4T-*	2	
	N/A	N/A	N/A	< 500 Ω	≤2	N/A	≤0.6	RK 4.4T-*	2	
	N/A	N/A	N/A	< 500 Ω	≤2	N/A	≤0.6	RK 4.4T-*	2	
	N/A	N/A	N/A	< 500 Ω	≤2	N/A	≤0.6	RK 4.4T-*	2	
	N/A	N/A	N/A	< 500 Ω	≤2	N/A	≤0.6	RK 4.4T-*	2	
	N/A	N/A	N/A	< 500 Ω	≤2	N/A	≤0.6	RK 4.4T-*	2	
	N/A	N/A	N/A	< 500 Ω	≤2	N/A	≤0.6	RK 4.4T-*	2	
	N/A	N/A	N/A	< 500 Ω	≤2	N/A	≤0.6	RK 4.4T-*	2	
17-33 VDC	N/A	N/A	N/A	> 10 kΩ	≤2	N/A	≤0.6	RK 4.4T-*	3	
	N/A	N/A	N/A	> 10 kΩ	≤2	N/A	≤0.6	RK 4.4T-*	3	
	N/A	N/A	N/A	> 10 kΩ	≤2	N/A	≤0.6	RK 4.4T-*	3	
	N/A	N/A	N/A	> 10 kΩ	≤2	N/A	≤0.6	RK 4.4T-*	3	
	N/A	N/A	N/A	> 10 kΩ	≤2	N/A	≤0.6	RK 4.4T-*	3	
	N/A	N/A	N/A	> 10 kΩ	≤2	N/A	≤0.6	RK 4.4T-*	3	
	N/A	N/A	N/A	> 10 kΩ	≤2	N/A	≤0.6	RK 4.4T-*	3	
	N/A	N/A	N/A	> 10 kΩ	≤2	N/A	≤0.6	RK 4.4T-*	3	
	N/A	N/A	N/A	> 10 kΩ	≤2	N/A	≤0.6	RK 4.4T-*	3	
	N/A	N/A	N/A	> 10 kΩ	≤2	N/A	≤0.6	RK 4.4T-*	3	
	N/A	N/A	N/A	> 10 kΩ	≤2	N/A	≤0.6	RK 4.4T-*	3	
	N/A	N/A	N/A	> 10 kΩ	≤2	N/A	≤0.6	RK 4.4T-*	3	

See page B8 for additional pressure specifications.
 See pages B23-B27 for diaphragm seals.
 See pages B28-B29 for pressure accessories.
 * Length in meters.
 ** % of rated overall range.

TURCK

Pressure Instrumentation



Housing Style	Part Number	ID Number	Pressure Range (psi)	Allowable Overpressure (psi)	Minimum Burst Pressure (psi)	Output
4-Wire DC Discrete NPN or PNP and Analog Current Output 	PC001V-Gi1/4A1M-LIAPN8X-H1141	M6831026	-14.5 to 0	43.5	72.5	NPN or PNP, N.O./N.C. and 4-20 mA
	PC001-Gi1/4A1M-LIAPN8X-H1141	M6831027	0 to 14.5	58	87	
	PC002-Gi1/4A1M-LIAPN8X-H1141	M6831028	0 to 36.25	145	217.5	
	PC010-Gi1/4A1M-LIAPN8X-H1141	M6831029	0 to 145	580	870	
	PC016-Gi1/4A1M-LIAPN8X-H1141	M6831030	0 to 232	928	1392	
	PC025-Gi1/4A1M-LIAPN8X-H1141	M6831031	0 to 362.5	1450	2175	
	PC040-Gi1/4A1M-LIAPN8X-H1141	M6831032	0 to 580	2320	3480	
	PC070-Gi1/4A1M-LIAPN8X-H1141	M6831033	0 to 1015	4060	6090	
	PC100-Gi1/4A1M-LIAPN8X-H1141	M6831034	0 to 1450	5800	8700	
	PC160-Gi1/4A1M-LIAPN8X-H1141	M6831035	0 to 2320	9280	13920	
	PC250-Gi1/4A1M-LIAPN8X-H1141	M6831036	0 to 3625	14500	21750	
	PC400-Gi1/4A1M-LIAPN8X-H1141	M6831037	0 to 5800	17400	26100	
	PC600-Gi1/4A1M-LIAPN8X-H1141	M6831038	0 to 8700	17400	26100	
4-Wire DC Discrete NPN or PNP and Analog Voltage Output 	PC001V-Gi1/4A1M-LUAPN8X-H1141	M6831039	-14.5 to 0	43.5	72.5	NPN or PNP, N.O./N.C. and 0-10 VDC
	PC001-Gi1/4A1M-LUAPN8X-H1141	M6831040	0 to 14.5	58	87	
	PC002-Gi1/4A1M-LUAPN8X-H1141	M6831041	0 to 36.25	145	217.5	
	PC010-Gi1/4A1M-LUAPN8X-H1141	M6831042	0 to 145	580	870	
	PC016-Gi1/4A1M-LUAPN8X-H1141	M6831043	0 to 232	928	1392	
	PC025-Gi1/4A1M-LUAPN8X-H1141	M6831044	0 to 362.5	1450	2175	
	PC040-Gi1/4A1M-LUAPN8X-H1141	M6831045	0 to 580	2320	3480	
	PC070-Gi1/4A1M-LUAPN8X-H1141	M6831046	0 to 1015	4060	6090	
	PC100-Gi1/4A1M-LUAPN8X-H1141	M6831047	0 to 1450	5800	8700	
	PC160-Gi1/4A1M-LUAPN8X-H1141	M6831048	0 to 2320	9280	13920	
	PC250-Gi1/4A1M-LUAPN8X-H1141	M6831049	0 to 3625	14500	21750	
	PC400-Gi1/4A1M-LUAPN8X-H1141	M6831050	0 to 5800	17400	26100	
	PC600-Gi1/4A1M-LUAPN8X-H1141	M6831051	0 to 8700	17400	26100	
5-Wire AC Relay Output 	PC001V-Gi1/4A1M-ARX-B1151	M6831065	-14.5 to 0	43.5	72.5	Relay N.O./N.C.
	PC001-Gi1/4A1M-ARX-B1151	M6831066	0 to 14.5	58	87	
	PC002-Gi1/4A1M-ARX-B1151	M6831067	0 to 36.25	145	217.5	
	PC010-Gi1/4A1M-ARX-B1151	M6831068	0 to 145	580	870	
	PC016-Gi1/4A1M-ARX-B1151	M6831069	0 to 232	928	1392	
	PC025-Gi1/4A1M-ARX-B1151	M6831070	0 to 362.5	1450	2175	
	PC040-Gi1/4A1M-ARX-B1151	M6831071	0 to 580	2320	3480	
	PC070-Gi1/4A1M-ARX-B1151	M6831072	0 to 1015	4060	6090	
	PC100-Gi1/4A1M-ARX-B1151	M6831073	0 to 1450	5800	8700	
	PC160-Gi1/4A1M-ARX-B1151	M6831074	0 to 2320	9280	13920	
	PC250-Gi1/4A1M-ARX-B1151	M6831075	0 to 3625	14500	21750	
	PC400-Gi1/4A1M-ARX-B1151	M6831076	0 to 5800	17400	26100	
	PC600-Gi1/4A1M-ARX-B1151	M6831077	0 to 8700	17400	26100	

Conversion: 1 bar = 14.5038 psi

Material

Housing	Die-cast Zinc (ZNAL4)
Sensing Element	Ceramic
Cable Connector	Chrome Plated Brass
Pressure Connection	303 Stainless Steel (No. 1.4305)
O-ring Seal	Viton

Voltage	Setpoint	Re-setpoint	Switching Current	Analog Load	Display Accuracy**	Setpoint Accuracy**	Analog Accuracy**	Mating Cordset	Wiring Diagram #	Wiring Diagrams
17-33 VDC	-14 to -1	-14 to -0.7	≤200 mA	<500 Ω	≤2	≤2	≤0.6	RK 4.4T-*	1	<p>Diagram 1</p> <p>or</p> <p>Diagram 2</p> <p>or</p> <p>Diagram 3</p>
	1 to 14	0.7 to 14	≤200 mA	<500 Ω	≤2	≤2	≤0.6	RK 4.4T-*	1	
	2 to 36	1 to 35	≤200 mA	<500 Ω	≤2	≤2	≤0.6	RK 4.4T-*	1	
	11 to 145	7 to 140	≤200 mA	<500 Ω	≤2	≤2	≤0.6	RK 4.4T-*	1	
	18 to 232	11 to 225	≤200 mA	<500 Ω	≤2	≤2	≤0.6	RK 4.4T-*	1	
	29 to 362	18 to 350	≤200 mA	<500 Ω	≤2	≤2	≤0.6	RK 4.4T-*	1	
	46 to 580	29 to 562	≤200 mA	<500 Ω	≤2	≤2	≤0.6	RK 4.4T-*	1	
	81 to 1015	50 to 984	≤200 mA	<500 Ω	≤2	≤2	≤0.6	RK 4.4T-*	1	
	116 to 1450	72 to 1406	≤200 mA	<500 Ω	≤2	≤2	≤0.6	RK 4.4T-*	1	
	185 to 2320	116 to 2320	≤200 mA	<500 Ω	≤2	≤2	≤0.6	RK 4.4T-*	1	
	290 to 3625	181 to 3516	≤200 mA	<500 Ω	≤2	≤2	≤0.6	RK 4.4T-*	1	
	464 to 5800	290 to 5626	≤200 mA	<500 Ω	≤2	≤2	≤0.6	RK 4.4T-*	1	
	696 to 8700	435 to 8439	≤200 mA	<500 Ω	≤2	≤2	≤0.6	RK 4.4T-*	1	
17-33 VDC	-14 to -1	-14 to -0.7	≤200 mA	>10 kΩ	≤2	≤2	≤0.6	RK 4.4T-*	2	
	1 to 14	0.7 to 14	≤200 mA	>10 kΩ	≤2	≤2	≤0.6	RK 4.4T-*	2	
	2 to 36	1 to 35	≤200 mA	>10 kΩ	≤2	≤2	≤0.6	RK 4.4T-*	2	
	11 to 145	7 to 140	≤200 mA	>10 kΩ	≤2	≤2	≤0.6	RK 4.4T-*	2	
	18 to 232	11 to 225	≤200 mA	>10 kΩ	≤2	≤2	≤0.6	RK 4.4T-*	2	
	29 to 362	18 to 350	≤200 mA	>10 kΩ	≤2	≤2	≤0.6	RK 4.4T-*	2	
	46 to 580	29 to 562	≤200 mA	>10 kΩ	≤2	≤2	≤0.6	RK 4.4T-*	2	
	81 to 1015	50 to 984	≤200 mA	>10 kΩ	≤2	≤2	≤0.6	RK 4.4T-*	2	
	116 to 1450	72 to 1406	≤200 mA	>10 kΩ	≤2	≤2	≤0.6	RK 4.4T-*	2	
	185 to 2320	116 to 2320	≤200 mA	>10 kΩ	≤2	≤2	≤0.6	RK 4.4T-*	2	
	290 to 3625	181 to 3516	≤200 mA	>10 kΩ	≤2	≤2	≤0.6	RK 4.4T-*	2	
	464 to 5800	290 to 5626	≤200 mA	>10 kΩ	≤2	≤2	≤0.6	RK 4.4T-*	2	
	696 to 8700	435 to 8439	≤200 mA	>10 kΩ	≤2	≤2	≤0.6	RK 4.4T-*	2	
102-132 VAC	-14 to -1	-14 to -0.7	≤2.5 A	N/A	≤2	≤2	N/A	RKM 50-*M	3	
	1 to 14	0.7 to 14	≤2.5 A	N/A	≤2	≤2	N/A	RKM 50-*M	3	
	2 to 36	1 to 35	≤2.5 A	N/A	≤2	≤2	N/A	RKM 50-*M	3	
	11 to 145	7 to 140	≤2.5 A	N/A	≤2	≤2	N/A	RKM 50-*M	3	
	18 to 232	11 to 225	≤2.5 A	N/A	≤2	≤2	N/A	RKM 50-*M	3	
	29 to 362	18 to 350	≤2.5 A	N/A	≤2	≤2	N/A	RKM 50-*M	3	
	46 to 580	29 to 562	≤2.5 A	N/A	≤2	≤2	N/A	RKM 50-*M	3	
	81 to 1015	50 to 984	≤2.5 A	N/A	≤2	≤2	N/A	RKM 50-*M	3	
	116 to 1450	72 to 1406	≤2.5 A	N/A	≤2	≤2	N/A	RKM 50-*M	3	
	185 to 2320	116 to 2320	≤2.5 A	N/A	≤2	≤2	N/A	RKM 50-*M	3	
	290 to 3625	181 to 3516	≤2.5 A	N/A	≤2	≤2	N/A	RKM 50-*M	3	
	464 to 5800	290 to 5626	≤2.5 A	N/A	≤2	≤2	N/A	RKM 50-*M	3	
	696 to 8700	435 to 8439	≤2.5 A	N/A	≤2	≤2	N/A	RKM 50-*M	3	

See page B8 for additional pressure specifications.
 See pages B23-B27 for diaphragm seals.
 See pages B28-B29 for pressure accessories.
 * Length in meters.
 ** % of rated overall range.

TURCK

Pressure Instrumentation

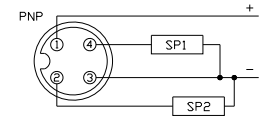
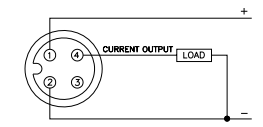


Housing Style	Part Number	ID Number	Pressure Range (psi)	Allowable Overpressure (psi)	Minimum Burst Pressure (psi)	Output
4-Wire DC, Dual Discrete PNP Output, Flush Mount 	PC001-N3/4A4P-2AP8X-H1141	M6831391	0 to 14.5	72.5	72.5	Dual PNP N.O./N.C.
	PC016-N3/4A4P-2AP8X-H1141	M6831393	0 to 232	696	696	
3-Wire DC, Analog Output, Flush Mount 	PC001-N3/4A4P-LIX-H1141	M6831392	0 to 14.5	72.5	72.5	4-20 mA
	PC016-N3/4A4P-LIX-H1141	M6831390	0 to 232	696	696	

Conversion: 1 bar = 14.5038 psi

Material

Housing	PBT
Sensing Element	Ceramic
Cable Connector	303 Stainless Steel
Pressure Connection	316 Stainless Steel (No. 1.4305)
O-ring Seal	Viton

Voltage	Setpoint	Switching Current	Analog Load	Display Accuracy**	Setpoint Accuracy**	Analog Accuracy**	Mating Cordset	Wiring Diagram #	Wiring Diagrams
19.2-28.8 VDC	0.2 to 15	≤200 mA	N/A	≤3	≤3	N/A	RK 4.4T-*	1	<div style="border: 1px solid black; padding: 5px;"> <p>Diagram 1</p>  </div> <div style="border: 1px solid black; padding: 5px; margin-top: 10px;"> <p>Diagram 2</p>  </div>
	2 to 230	≤200 mA	N/A	≤3	≤3	N/A	RK 4.4T-*	1	
19.2-28.8 VDC	N/A	N/A	≤500 Ω	≤3	N/A	≤0.5	RK 4.4T-*	2	
	N/A	N/A	≤500 Ω	≤3	N/A	≤0.5	RK 4.4T-*	2	

Pressure

See page B9 for additional pressure specifications.
 See pages B23-B27 for diaphragm seals.
 See pages B28-B29 for pressure accessories.
 * Length in meters.
 ** % of rated overall range.

TURCK

Pressure Instrumentation

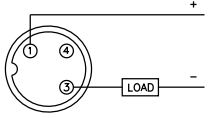
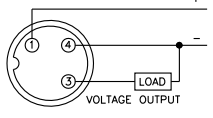


Housing Style	Part Number	ID Number	Pressure Range	Output
Gauge Pressure Transmitter, 4-20 mA Output, 1/4 NPT Connection 	PT-30HG-13-LI3-H1131	H6831455	0 to -30 in. HG	4-20 mA Loop Powered
	PT15psig-13-LI3-H1131	H6831456	0 to 15 psi	
	PT30psig-13-LI3-H1131	H6831457	0 to 30 psi	
	PT60psig-13-LI3-H1131	H6831458	0 to 60 psi	
	PT100psig-13-LI3-H1131	H6831459	0 to 100 psi	
	PT200psig-13-LI3-H1131	H6831460	0 to 200 psi	
	PT300psig-13-LI3-H1131	H6831461	0 to 300 psi	
	PT500psig-13-LI3-H1131	H6831462	0 to 500 psi	
	PT750psig-13-LI3-H1131	H6831463	0 to 750 psi	
	PT1000psig-13-LI3-H1131	H6831464	0 to 1000 psi	
	PT2000psig-13-LI3-H1131	H6831465	0 to 2000 psi	
	PT3000psig-13-LI3-H1131	H6831466	0 to 3000 psi	
	PT5000psig-13-LI3-H1131	H6831467	0 to 5000 psi	
	PT7500psig-13-LI3-H1131	H6831468	0 to 7500 psi	
Gauge Pressure Transmitter, 0-10 V Output, 1/4 NPT Connection 	PT-30HG-13-LU2-H1131	H6831469	0 to 30 in. HG	0-10 VDC
	PT15psig-13-LU2-H1131	H6831470	0 to 15 psi	
	PT30psig-13-LU2-H1131	H6831471	0 to 30 psi	
	PT60psig-13-LU2-H1131	H6831472	0 to 60 psi	
	PT100psig-13-LU2-H1131	H6831473	0 to 100 psi	
	PT200psig-13-LU2-H1131	H6831474	0 to 200 psi	
	PT300psig-13-LU2-H1131	H6831475	0 to 300 psi	
	PT500psig-13-LU2-H1131	H6831476	0 to 500 psi	
	PT750psig-13-LU2-H1131	H6831477	0 to 750 psi	
	PT1000psig-13-LU2-H1131	H6831478	0 to 1000 psi	
	PT2000psig-13-LU2-H1131	H6831479	0 to 2000 psi	
	PT3000psig-13-LU2-H1131	H6831480	0 to 3000 psi	
	PT5000psig-13-LU2-H1131	H6831481	0 to 5000 psi	
	PT7500psig-13-LU2-H1131	H6831482	0 to 7500 psi	

Conversion: 1 bar = 14.5038 psi

Material

Housing	303 Stainless Steel
Sensing Element	AL ₂ O ₃ Ceramic
Media Stop	PPS
Cable Connector	303 Stainless Steel / PBT
Pressure Connection	303 Stainless Steel
O-ring Seal	Viton

Voltage	Allowable Over-pressure	Accuracy**	Fluid Connection Type	Mating Cordset	Wiring Diagram #	Wiring Diagrams
8-33 VDC	60 in HG	≤0.5% Full Scale	1/4 NPT	RK 4T-*/S618	1	<div style="border: 1px solid black; padding: 5px;"> <p style="text-align: center; background-color: #e0ffe0;">Diagram 1</p>  <p style="text-align: center; background-color: #e0ffe0;">Diagram 2</p>  </div>
	45 psi	≤0.5% Full Scale	1/4 NPT	RK 4T-*/S618	1	
	90 psi	≤0.5% Full Scale	1/4 NPT	RK 4T-*/S618	1	
	150 psi	≤0.5% Full Scale	1/4 NPT	RK 4T-*/S618	1	
	250 psi	≤0.5% Full Scale	1/4 NPT	RK 4T-*/S618	1	
	500 psi	≤0.5% Full Scale	1/4 NPT	RK 4T-*/S618	1	
	750 psi	≤0.5% Full Scale	1/4 NPT	RK 4T-*/S618	1	
	1250 psi	≤0.5% Full Scale	1/4 NPT	RK 4T-*/S618	1	
	1875 psi	≤0.5% Full Scale	1/4 NPT	RK 4T-*/S618	1	
	2500 psi	≤0.5% Full Scale	1/4 NPT	RK 4T-*/S618	1	
	5000 psi	≤0.5% Full Scale	1/4 NPT	RK 4T-*/S618	1	
	7500 psi	≤0.5% Full Scale	1/4 NPT	RK 4T-*/S618	1	
	12,500 psi	≤0.5% Full Scale	1/4 NPT	RK 4T-*/S618	1	
	15,000 psi	≤0.5% Full Scale	1/4 NPT	RK 4T-*/S618	1	
11.4-33 VDC	60 in HG	≤0.5% Full Scale	1/4 NPT	RK 4T-*/S618	2	
	45 psi	≤0.5% Full Scale	1/4 NPT	RK 4T-*/S618	2	
	90 psi	≤0.5% Full Scale	1/4 NPT	RK 4T-*/S618	2	
	150 psi	≤0.5% Full Scale	1/4 NPT	RK 4T-*/S618	2	
	250 psi	≤0.5% Full Scale	1/4 NPT	RK 4T-*/S618	2	
	500 psi	≤0.5% Full Scale	1/4 NPT	RK 4T-*/S618	2	
	750 psi	≤0.5% Full Scale	1/4 NPT	RK 4T-*/S618	2	
	1250 psi	≤0.5% Full Scale	1/4 NPT	RK 4T-*/S618	2	
	1875 psi	≤0.5% Full Scale	1/4 NPT	RK 4T-*/S618	2	
	2500 psi	≤0.5% Full Scale	1/4 NPT	RK 4T-*/S618	2	
	5000 psi	≤0.5% Full Scale	1/4 NPT	RK 4T-*/S618	2	
	7500 psi	≤0.5% Full Scale	1/4 NPT	RK 4T-*/S618	2	
	12,500 psi	≤0.5% Full Scale	1/4 NPT	RK 4T-*/S618	2	
	15,000 psi	≤0.5% Full Scale	1/4 NPT	RK 4T-*/S618	2	

Pressure

See page B10 for additional pressure specifications.
 See pages B23-B27 for diaphragm seals.
 See pages B28-B29 for pressure accessories.
 * Length in meters.
 ** Total of linearity, hysteresis and repeatability.

TURCK

Pressure Instrumentation

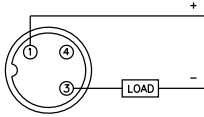
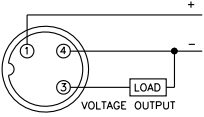


Housing Style	Part Number	ID Number	Pressure Range	Output
Gauge Pressure Transmitter, 4-20 mA Output, 1/4 NPT Connection 	PT01VR-13-LI3-H1131	H6831496	-14.5 to 0 psi	4-20 mA Loop Powered
	PT001R-13-LI3-H1131	H6831497	0 to 14.5 psi	
	PT002R-13-LI3-H1131	H6831498	0 to 29 psi	
	PT003R-13-LI3-H1131	H6831499	0 to 36.25 psi	
	PT004R-13-LI3-H1131	H6831500	0 to 58 psi	
	PT006R-13-LI3-H1131	H6831501	0 to 87 psi	
	PT010R-13-LI3-H1131	H6831502	0 to 145 psi	
	PT016R-13-LI3-H1131	H6831503	0 to 232 psi	
	PT025R-13-LI3-H1131	H6831504	0 to 362.5 psi	
	PT040R-13-LI3-H1131	H6831505	0 to 580 psi	
	PT060R-13-LI3-H1131	H6831506	0 to 870 psi	
	PT100R-13-LI3-H1131	H6831507	0 to 1450 psi	
	PT160R-13-LI3-H1131	H6831508	0 to 2320 psi	
	PT250R-13-LI3-H1131	H6831509	0 to 3625 psi	
	PT400R-13-LI3-H1131	H6831510	0 to 5800 psi	
PT600R-13-LI3-H1131	H6831511	0 to 8700 psi		
Gauge Pressure Transmitter, 0-10 V Output, 1/4 NPT Connection 	PT01VR-13-LU2-H1131	H6831512	-14.5 to 0 psi	0-10 VDC
	PT001R-13-LU2-H1131	H6831513	0 to 14.5 psi	
	PT002R-13-LU2-H1131	H6831514	0 to 23.2 psi	
	PT003R-13-LU2-H1131	H6831515	0 to 36.25 psi	
	PT004R-13-LU2-H1131	H6831516	0 to 58 psi	
	PT006R-13-LU2-H1131	H6831517	0 to 87 psi	
	PT010R-13-LU2-H1131	H6831518	0 to 145 psi	
	PT016R-13-LU2-H1131	H6831519	0 to 232 psi	
	PT025R-13-LU2-H1131	H6831520	0 to 362.5 psi	
	PT040R-13-LU2-H1131	H6831521	0 to 580 psi	
	PT060R-13-LU2-H1131	H6831522	0 to 870 psi	
	PT100R-13-LU2-H1131	H6831523	0 to 1450 psi	
	PT160R-13-LU2-H1131	H6831524	0 to 2320 psi	
	PT250R-13-LU2-H1131	H6831525	0 to 3625 psi	
	PT400R-13-LU2-H1131	H6831526	0 to 5800 psi	
PT600R-13-LU2-H1131	H6831527	0 to 8700 psi		

Conversion: 1 bar = 14.50377 psi

Material

Housing	303 Stainless Steel
Sensing Element	AL ₂ O ₃ Ceramic
Media Stop	PPS
Cable Connector	303 Stainless Steel / PBT
Pressure Connection	303 Stainless Steel
O-ring Seal	Viton

Voltage	Allowable Over-pressure	Accuracy**	Fluid Connection Type	Mating Cordset	Wiring Diagram #	Wiring Diagrams
8-33 VDC	29 psi	≤0.3% Full Scale	1/4 NPT	RK 4T-*/S618	1	<div style="border: 1px solid black; padding: 5px; margin-bottom: 10px;"> Diagram 1  </div> <div style="border: 1px solid black; padding: 5px;"> Diagram 2  </div>
	43.5 psi	≤0.3% Full Scale	1/4 NPT	RK 4T-*/S618	1	
	69.6 psi	≤0.3% Full Scale	1/4 NPT	RK 4T-*/S618	1	
	108.75 psi	≤0.3% Full Scale	1/4 NPT	RK 4T-*/S618	1	
	174 psi	≤0.3% Full Scale	1/4 NPT	RK 4T-*/S618	1	
	217.5 psi	≤0.3% Full Scale	1/4 NPT	RK 4T-*/S618	1	
	362.5 psi	≤0.3% Full Scale	1/4 NPT	RK 4T-*/S618	1	
	500 psi	≤0.3% Full Scale	1/4 NPT	RK 4T-*/S618	1	
	906.25 psi	≤0.3% Full Scale	1/4 NPT	RK 4T-*/S618	1	
	1450 psi	≤0.3% Full Scale	1/4 NPT	RK 4T-*/S618	1	
	2175 psi	≤0.3% Full Scale	1/4 NPT	RK 4T-*/S618	1	
	3625 psi	≤0.3% Full Scale	1/4 NPT	RK 4T-*/S618	1	
	5800 psi	≤0.3% Full Scale	1/4 NPT	RK 4T-*/S618	1	
	9062 psi	≤0.3% Full Scale	1/4 NPT	RK 4T-*/S618	1	
	14,500 psi	≤0.3% Full Scale	1/4 NPT	RK 4T-*/S618	1	
	17,400 psi	≤0.3% Full Scale	1/4 NPT	RK 4T-*/S618	1	
11.4-33 VDC	29 psi	≤0.3% Full Scale	1/4 NPT	RK 4T-*/S618	2	
	43.5 psi	≤0.3% Full Scale	1/4 NPT	RK 4T-*/S618	2	
	69.6 psi	≤0.3% Full Scale	1/4 NPT	RK 4T-*/S618	2	
	108.75 psi	≤0.3% Full Scale	1/4 NPT	RK 4T-*/S618	2	
	174 psi	≤0.3% Full Scale	1/4 NPT	RK 4T-*/S618	2	
	217.5 psi	≤0.3% Full Scale	1/4 NPT	RK 4T-*/S618	2	
	362.5 psi	≤0.3% Full Scale	1/4 NPT	RK 4T-*/S618	2	
	500 psi	≤0.3% Full Scale	1/4 NPT	RK 4T-*/S618	2	
	906.25 psi	≤0.3% Full Scale	1/4 NPT	RK 4T-*/S618	2	
	1450 psi	≤0.3% Full Scale	1/4 NPT	RK 4T-*/S618	2	
	2175 psi	≤0.3% Full Scale	1/4 NPT	RK 4T-*/S618	2	
	3625 psi	≤0.3% Full Scale	1/4 NPT	RK 4T-*/S618	2	
	5800 psi	≤0.3% Full Scale	1/4 NPT	RK 4T-*/S618	2	
	9062 psi	≤0.3% Full Scale	1/4 NPT	RK 4T-*/S618	2	
	14,500 psi	≤0.3% Full Scale	1/4 NPT	RK 4T-*/S618	2	
	17,400 psi	≤0.3% Full Scale	1/4 NPT	RK 4T-*/S618	2	

Pressure

See page B10 for additional pressure specifications.

See pages B23-B27 for diaphragm seals.

See pages B28-B29 for pressure accessories.

* Length in meters.

** Total of linearity, hysteresis and repeatability.

TURCK

Pressure Instrumentation



Housing Style	Part Number	ID Number	Pressure Range	Output
Gauge Pressure Transmitter, 4-20 mA Output, G 1/4 Connection 	PT01VR-11-LI3-H1131	H6831433	-14.5 to 0 psi	4-20 mA Loop Powered
	PT0.5R-11-LI3-H1131	H6831495	0 to 7.25 psi	
	PT001R-11-LI3-H1131	H6831434	0 to 14.5 psi	
	PT002R-11-LI3-H1131	H6831435	0 to 23.2 psi	
	PT003R-11-LI3-H1131	H6831436	0 to 36.25 psi	
	PT004R-11-LI3-H1131	H6831437	0 to 58 psi	
	PT006R-11-LI3-H1131	H6831438	0 to 87 psi	
	PT010R-11-LI3-H1131	H6831432	0 to 145 psi	
	PT016R-11-LI3-H1131	H6831439	0 to 232 psi	
	PT025R-11-LI3-H1131	H6831440	0 to 362.5 psi	
	PT040R-11-LI3-H1131	H6831441	0 to 580 psi	
	PT060R-11-LI3-H1131	H6831442	0 to 870 psi	
	PT100R-11-LI3-H1131	H6831443	0 to 1450 psi	
	PT160R-11-LI3-H1131	H6831444	0 to 2320 psi	
	PT250R-11-LI3-H1131	H6831445	0 to 3625 psi	
	PT400R-11-LI3-H1131	H6831446	0 to 5800 psi	
PT600R-11-LI3-H1131	H6831447	0 to 8700 psi		
Gauge Pressure Transmitter, 0-10 VDC Output, G 1/4 Connection 	PT01VR-11-LU2-H1131	H6831454	-14.5 to 0 psi	0-10 VDC
	PT001R-11-LU2-H1131	H6831483	0 to 14.5 psi	
	PT002R-11-LU2-H1131	H6831484	0 to 23.2 psi	
	PT003R-11-LU2-H1131	H6831485	0 to 36.25 psi	
	PT004R-11-LU2-H1131	H6831486	0 to 58 psi	
	PT006R-11-LU2-H1131	H6831452	0 to 87 psi	
	PT010R-11-LU2-H1131	H6831487	0 to 145 psi	
	PT016R-11-LU2-H1131	H6831488	0 to 232 psi	
	PT025R-11-LU2-H1131	H6831489	0 to 362.5 psi	
	PT040R-11-LU2-H1131	H6831490	0 to 580 psi	
	PT060R-11-LU2-H1131	H6831491	0 to 870 psi	
	PT100R-11-LU2-H1131	H6831492	0 to 1450 psi	
	PT160R-11-LU2-H1131	H6831453	0 to 2320 psi	
	PT250R-11-LU2-H1131	H6831451	0 to 3625 psi	
	PT400R-11-LU2-H1131	H6831493	0 to 5800 psi	
	PT600R-11-LU2-H1131	H6831494	0 to 8700 psi	
Absolute Pressure Transmitter, 4-20 mA Output, G 1/4 Connection 	PT001A-11-LI3-H1131	H6831449	0 to 14.5 psi	4-20 mA Loop Powered
	PT002A-11-LI3-H1131	H6831450	0 to 23.2 psi	
	PT003A-11-LI3-H1131	H6831448	0 to 36.25 ps1	

Conversion: 1 bar = 14.5038 psi

Material

Housing	303 Stainless Steel
Sensing Element	AL ₂ O ₃ Ceramic
Media Stop	PPS
Cable Connector	303 Stainless Steel / PBT
Pressure Connection	303 Stainless Steel
O-ring Seal	Viton

Voltage	Allowable Over-pressure	Accuracy**	Fluid Connection Type	Mating Cordset	Wiring Diagram #	Wiring Diagrams
8-33 VDC	29 psi	≤0.3% Full Scale	G 1/4	RK 4T-*/S618	1	<div style="border: 1px solid black; padding: 5px; margin-bottom: 10px;"> Diagram 1 </div> <div style="border: 1px solid black; padding: 5px;"> Diagram 2 </div>
	21.75 psi	≤0.5% Full Scale	G 1/4	RK 4T-*/S618	1	
	43.5 psi	≤0.3% Full Scale	G 1/4	RK 4T-*/S618	1	
	69.6 psi	≤0.3% Full Scale	G 1/4	RK 4T-*/S618	1	
	108.75 psi	≤0.3% Full Scale	G 1/4	RK 4T-*/S618	1	
	174 psi	≤0.3% Full Scale	G 1/4	RK 4T-*/S618	1	
	217.5 psi	≤0.3% Full Scale	G 1/4	RK 4T-*/S618	1	
	362.5 psi	≤0.3% Full Scale	G 1/4	RK 4T-*/S618	1	
	500 psi	≤0.3% Full Scale	G 1/4	RK 4T-*/S618	1	
	906.25 psi	≤0.3% Full Scale	G 1/4	RK 4T-*/S618	1	
	1450 psi	≤0.3% Full Scale	G 1/4	RK 4T-*/S618	1	
	2175 psi	≤0.3% Full Scale	G 1/4	RK 4T-*/S618	1	
	3625 psi	≤0.3% Full Scale	G 1/4	RK 4T-*/S618	1	
	5800 psi	≤0.3% Full Scale	G 1/4	RK 4T-*/S618	1	
	9062 psi	≤0.3% Full Scale	G 1/4	RK 4T-*/S618	1	
	14,500 psi	≤0.3% Full Scale	G 1/4	RK 4T-*/S618	1	
17,400 psi	≤0.3% Full Scale	G 1/4	RK 4T-*/S618	1		
11.4-33 VDC	29 psi	≤0.3% Full Scale	G 1/4	RK 4T-*/S618	2	
	43.5 psi	≤0.3% Full Scale	G 1/4	RK 4T-*/S618	2	
	69.6 psi	≤0.3% Full Scale	G 1/4	RK 4T-*/S618	2	
	108.75 psi	≤0.3% Full Scale	G 1/4	RK 4T-*/S618	2	
	174 psi	≤0.3% Full Scale	G 1/4	RK 4T-*/S618	2	
	217.5 psi	≤0.3% Full Scale	G 1/4	RK 4T-*/S618	2	
	362.5 psi	≤0.3% Full Scale	G 1/4	RK 4T-*/S618	2	
	500 psi	≤0.3% Full Scale	G 1/4	RK 4T-*/S618	2	
	906.25 psi	≤0.3% Full Scale	G 1/4	RK 4T-*/S618	2	
	1450 psi	≤0.3% Full Scale	G 1/4	RK 4T-*/S618	2	
	2175 psi	≤0.3% Full Scale	G 1/4	RK 4T-*/S618	2	
	3625 psi	≤0.3% Full Scale	G 1/4	RK 4T-*/S618	2	
	5800 psi	≤0.3% Full Scale	G 1/4	RK 4T-*/S618	2	
	9062 psi	≤0.3% Full Scale	G 1/4	RK 4T-*/S618	2	
14,500 psi	≤0.3% Full Scale	G 1/4	RK 4T-*/S618	2		
17,400 psi	≤0.3% Full Scale	G 1/4	RK 4T-*/S618	2		
8-33 VDC	43.5 psi	≤0.3% Full Scale	G 1/4	RK 4T-*/S618	1	
	69.6 psi	≤0.3% Full Scale	G 1/4	RK 4T-*/S618	1	
	108.75 psi	≤0.3% Full Scale	G 1/4	RK 4T-*/S618	1	

Pressure

See page B10 for additional pressure specifications.
 See pages B23-B27 for diaphragm seals.
 See pages B28-B29 for pressure accessories.
 * Length in meters.
 ** Total of linearity, hysteresis and repeatability.



Housing Style	Part Number	Process Connection	Lower Housing	Diaphragm	Upper Housing	Fill Fluid	Maximum Working Pressure at 100°F	Standards
Sanitary Diaphragm 	PC.../S1604 PT.../S1604	1.5 in. Tri-clamp	316 L	316 L	316 L	Neobe M20	600 psi	3A 37-01
Sanitary Diaphragm 	PC.../S1605 PT.../S1605	2.0 in. Tri-clamp	316 L	316 L	316 L	Neobe M20	600 psi	3A 37-01
Sanitary Diaphragm 	PC.../S1691 PT.../S1691	1.5 in. Cherry-Burrel	316 L	316 L	316 L	Neobe M20	250 psi	3A 37-01
Sanitary Diaphragm 	PC.../S1692 PT.../S1692	2.0 in. Cherry-Burrel	316 L	316 L	316 L	Neobe M20	250 psi	3A 37-01

Diaphragm seals must be ordered factory assembled with any **TURCK** pressure sensor or pressure transmitter.
For optional fill fluids and materials see page B30 at the end of this section.



Housing Style	Part Number	Process Connection	Lower Housing	Diaphragm	Upper Housing	Fill Fluid	Maximum Working Pressure at 100°F	Standards
<p>Sanitary Diaphragm</p>	PC.../S1693 PT.../S1693	1.5 in. Bevel Seat	316 L	316 L	316 L	Neobe M20	250 psi	3A 37-01
<p>Sanitary Diaphragm</p>	PC.../S1694 PT.../S1694	2.0 in. Bevel Seat	316 L	316 L	316 L	Neobe M20	250 psi	3A 37-01
<p>Sanitary Diaphragm</p>	PC.../S1689 PT.../S1689	Anderson Long Shell	316 L	316 L	316 L	Neobe M20	200 psi	3A 37-01
<p>Sanitary Diaphragm</p>	PC.../S1695 PT.../S1695	Anderson Short Shell	316 L	316 L	316 L	Neobe M20	200 psi	3A 37-01

Pressure

Diaphragm seals must be ordered factory assembled with any **TURCK** pressure sensor or pressure transmitter. For optional fill fluids and materials see page B30 at the end of this section.

TURCK Pressure Instrumentation



Housing Style	Part Number	Process Connection	Lower Housing	Diaphragm	Upper Housing	Fill Fluid	Maximum Working Pressure at 100°F
Fully Welded Diaphragm Seal 	PC.../S1685 PT.../S1685	1/4 NPT Female	316 L	316 L	316 L	Silicone DC200	2500 psi
Fully Welded Diaphragm Seal, Flush Port 	PC.../S1593 PT.../S1593	1/4 NPT Female	316 L	316 L	316 L	Silicone DC200	2500 psi
General Purpose, Welded Diaphragm 	PC.../S1049 PT.../S1049	1/2 NPT Female	316 L	316 L	316 L	Silicone DC200	2500 psi
General Purpose, Welded Diaphragm, Flush Port 	PC.../S1700 PT.../S1700	1/2 NPT Female	316 L	316 L	Carbon Steel	Silicone DC200	2500 psi

Diaphragm seals must be ordered factory assembled with any **TURCK** pressure sensor or pressure transmitter. For optional fill fluids and materials see page B30 at the end of this section.



Housing Style	Part Number	Process Connection	Lower Housing	Diaphragm	Upper Housing	Fill Fluid	Maximum Working Pressure at 100°F
General Purpose, Welded Diaphragm 	PC.../S1701 PT.../S1701	1/2 NPT Female	316 L	316 L	Carbon Steel	Silicone DC200	2500 psi
General Purpose, Welded Diaphragm, Flush Port 	PC.../S1702 PT.../S1702	1/2 NPT Female	316 L	316 L	Carbon Steel	Silicone DC200	2500 psi
Chemical Resistant, Non-metallic Wetted Parts 	PC.../S1688 PT.../S1688	1/2 NPT Female	PVC	PVDF	316 L	Silicone DC200	2500 psi
Chemical Resistant, Non-metallic Wetted Parts 	PC.../S1703 PT.../S1703	1/2 NPT Female	PVC	PVDF	Carbon Steel	Silicone DC200	2500 psi

Pressure

Diaphragm seals must be ordered factory assembled with any **TURCK** pressure sensor or pressure transmitter. For optional fill fluids and materials see page B30 at the end of this section.

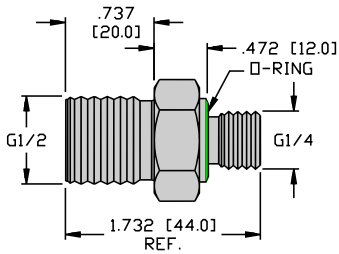
TURCK Pressure Instrumentation



Housing Style	Part Number	Process Connection	Lower Housing	Diaphragm	Upper Housing	Fill Fluid	Maximum Working Pressure at 100°F
Flush Mount Diaphragm 	PC.../S1704 PT.../S1704	1-1/2 NPT Male	316 L	316 L	316 L	Silicone DC200	5000 psi
Flush Mount Diaphragm 	PC.../S1705 PT.../S1705	2 NPT Male	316 L	316 L	316 L	Silicone DC200	3000 psi

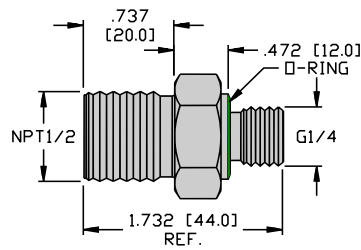
Diaphragm seals must be ordered factory assembled with any TURCK pressure sensor or pressure transmitter. For optional fill fluids and materials see page B30 at the end of this section.

**Adapter, G1/4 to G1/2
(316 Stainless Steel)
.945 [24.0] across flats**



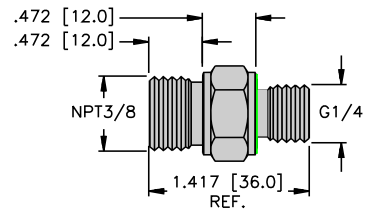
PCV-G1/2A4
(M6835012)

**Adapter, G1/4 to 1/2NPT
(316 Stainless Steel)
.748 [19.0] across flats**



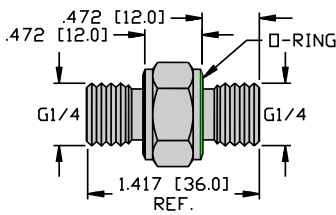
PCV-N1/2A4
(M6835013)

**Adapter, G1/4 to 3/8NPT
(316 Stainless Steel)
.945 [24.0] across flats**



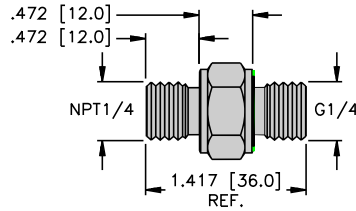
PCV-N3/8A4
(M6835020)

**Adapter, G1/4 to G1/4
(316 Stainless Steel)
.748 [19.0] across flats**



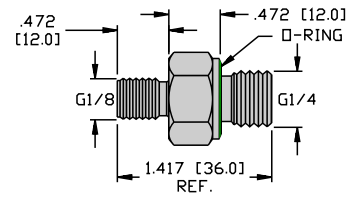
PCV-G1/4A4
(M6835011)

**Adapter, G1/4 to 1/4 NPT
(316 Stainless Steel)
.748 [19.0] across flats**



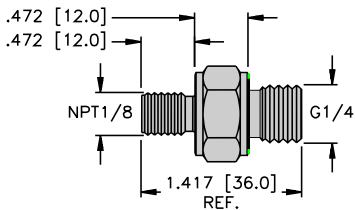
PCV-N1/4A4
(M6835022)

**Adapter, G1/4 to G1/8
(316 Stainless Steel)
.748 [19.0] across flats**



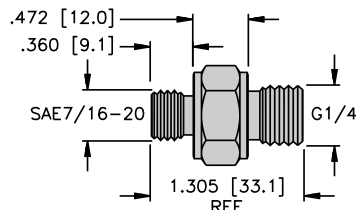
PCV-G1/8A4
(M6835014)

**Adapter, G1/4 to 1/8NPT
(316 Stainless Steel)
.748 [19.0] across flats**



PCV-N1/8A4
(M6835021)

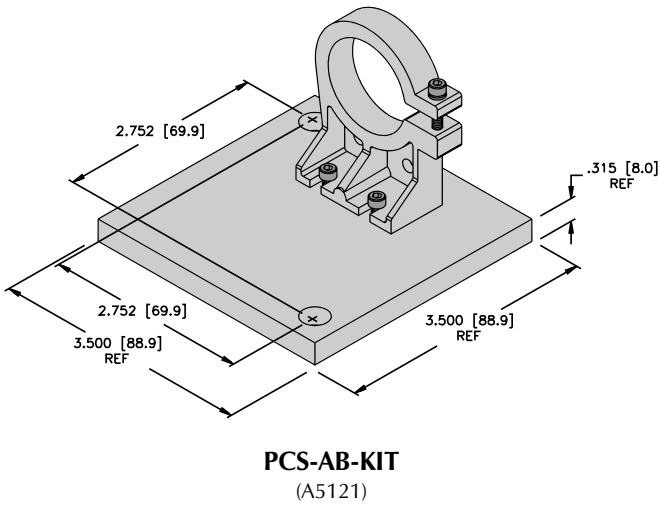
**Adapter, G1/4 to 7/16 SAE
(316 Stainless Steel)
.748 [19.0] across flats**



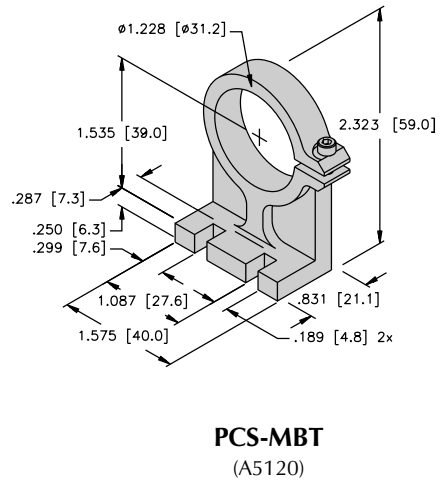
PCV-S7/16A4
(A9136)

Accessories

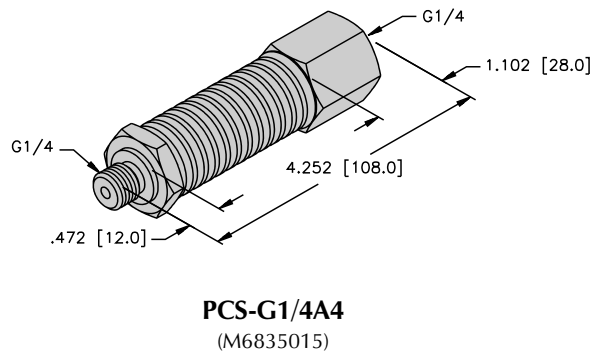
Mounting Bracket Kit (Aluminum)



Mounting Bracket (Aluminum)



Heat Sink (316 Stainless Steel)



Diaphragm Seal Optional Materials

Optional Fill Fluids

Diaphragm Fill Fluids	Application Range (°C)	Specific Gravity at 25°C	Viscosity at 25°C
Silicone DC200-10CS	-45 to 205	0.93	10
Silicone DC 704	0 to 315	1.07	39
Silicone DC 710	5 to 345	1.11	500
Fluorolube FS-5	-40 to 150	1.88	7.8
Halocarbon Oil 6.3	-40 to 235	1.88	10.6
Halocarbon Oil 4.2	-45 to 175	1.85	6.5
Neobee-20	-15 to 205	0.92	9.8

Pressure

Optional Materials

Housing Material			
Wetted			Non-Wetted
304 SS (304)	Hast-C22 (HAS2)	Nickel 200 (NICK)	304 SS (304) 316 SS (316) Carbon Steel (STL) Monel 400 (MON)
304L SS (304L)	Hastelloy B-2 (HASB)	PVC	
316 SS (316)	Hastelloy C-276 (HASC)	Tantalum (TANT)	
316Ti SS	Inconel 600 (INC)	Teflon-25%GF (TFGF) (+1500°F max.)	
Carbon Steel (STL)	Inconel 625 (I625)	Titanium GR.4 (TIT)	
Carpenter 20 (C20)	Monel 400 (MON)	Zirconium 702 (ZIRC)	

Diaphragm Material			
Wetted			
304L SS (304L)	Hastelloy B-2 (HASB)	Silver (SILV)	
316L SS (316L)	Hastelloy C-276 (HASC)	Tantalum (TANT)	
321 SS (321)	Inconel 600 (INC)	Teflon Coated Metal	
Buna N (NBR) (1250 psi; +2500°F)	Kalrez 1050LF (KALR)	Teflon (TFE) (1250 psi; +3500°F)	
Carpenter 20 (C20)	Kel-F (KELF) (1250 psi; +4000°F)	Titanium GR4 (TIT)	
(for anti-stick purposes only)	Monel 400 (MON)	Viton A (VIT) (1250 psi; +3500°F)	
Gold (GOLD)	Nickel 200 (NICK)	Zirconium 702 (ZIRC)	
Hast - C22 (HAS2)	Nickel 201 (N201)		

Gasket Material			
Wetted			
	Grafoil (GRAF)	PTFE (3510) (-400°F to +2000°F)	
	Non-Asbestos (4401)	PTFE (K2) (-500°F to +4500°F)	

O-Ring Material			
Wetted			
	Buna N (NBR) (-100°F to +2500°F)	Teflon (TFE) (-400°F to +3500°F)	
	Kalrez (KALR)	Viton A (VIT) (-100°F to +3500°F)	

TURCK

Pressure Instrumentation

Pressure Conversion⁽¹⁾

From / To	PSI	KPA	inches ⁽²⁾ inH ₂ O	mmH ₂ O	inches ⁽³⁾ inHg	mm Hg	Bars	m Bars	Kg/cm ²	gm/cm ²
PSI	1	6.8948	27.7620	705.1500	2.0360	51.7149	0.0689	68.9470	0.0703	70.3070
KPA	0.1450	1	4.0266	102.2742	0.2953	7.5006	0.0100	10.0000	0.0102	10.197
inH₂O	0.0361	0.2483	1	25.4210	0.0734	1.8650	0.0025	2.4864	0.0025	2.5355
mmH₂O	0.0014	0.0098	0.0394	1	0.0028	0.0734	0.0001	0.0979	0.00001	0.0982
inHg	0.4912	3.3867	13.6195	345.936	1	25.4000	0.0339	33.8639	0.0345	34.532
mm Hg	0.0193	0.1331	0.5362	13.6195	0.0394	1	0.0013	1.3332	0.0014	1.3595
Bars	14.5040	100.000	402.180	10215.0	29.5300	750.060	1	1000	1.0197	1019.72
m Bars	0.0145	0.1000	0.4022	10.2150	0.0295	0.7501	0.001	1	0.0010	1.0197
Kg/cm²	14.2233	97.9047	394.408	10018.0	28.9590	735.559	0.9000	980.700	1	1000
gm/cm²	0.0142	0.0979	0.3944	10.0180	0.0290	0.7356	0.0009	0.9807	0.001	1

(1) Example:

$$1 \text{ mm Hg} = 0.5362 \text{ inH}_2\text{O} = 1.3332 \text{ mBars}$$

$$97 \text{ mm Hg} = 97(0.5362) = 52.0114 \text{ inH}_2\text{O}$$

$$97 \text{ mm Hg} = 97(1.332) = 129.3204 \text{ mBars}$$

(2) at 60°F

(3) at 32°F