


## TSHK 670...672: Fan-coil room-temperature controller, heating/cooling sequence

### How energy efficiency is improved

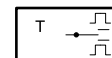
Enables controlling of HVAC components according to needs.

### Features

- Room temperature can be set as the setpoint using the printed temperature scale
- Gradual transition from heating to cooling through sequence characteristic
- Variants with master switch plus slide switch for the fan
- Suitable for wall mounting or fitting on recessed junction boxes
- Electronics unit and switching relay
- Setpoint adjuster with mechanical min. and max. limitation of the setting range
- Quasi-continuous temperature control
- Two-point pulsed activation
- Individual unitary temperature control in residential and business rooms for activating e.g. electric heating systems, thermal actuators, or fans or cooling units in air-conditioning systems.



TSHK67\*F001



### Technical data

Power supply		
Power supply		230 V~, approx. ±10%, 50...60 Hz
Parameters		
Setting range		5...30 °C
Proportional band		2 × 3 K
Sequence dead zone		2 K ±0,7
Hysteresis <sup>1)</sup>		Approx. ±0.1...0.5 K
Shortest switching interval		Approx. 19 min (E = 0.5)
Time constant in still air		20 min
Dead time in still air		2 min
Time constant in moving air (0.2 m/s)		15 min
Dead time in moving air (0.2 m/s)		1 min
Ambient conditions		
Admissible ambient temperature		0...55 °C
Outputs		
Load		10(4) A, 230 V~
Fan load		6(3) A, 230 V~
Function		
Operating mode		Heating/cooling sequence; 4-pipe
Construction		
Weight		0.18 kg
Housing		Pure white (RAL 9010)
Housing material		Fire-retardant thermoplastic (fire classification UL94 HB)
Baseplate		Black thermoplastic with NTC sensor
Cable inlet		At rear
Screw terminals		For wires of up to 2.5 mm <sup>2</sup>
Standards and directives		
Type of protection		IP 30 (EN 60529)
Protection class		II (IEC 60730)
Energy class		I = 1 % acc. EU 811/2013, 2010/30/EU, 2009/125/EG

<sup>1)</sup> The device is pulsed electronically. When the temperature increases, the control factor is reduced to 0 on the "Heating" output and increased to E = 1 on the "Cooling" output. A small temperature variation of ±0.1...0.5 K occurs as a result of pulsing, depending on the time constant of the room



### Overview of types

Type	Number of switches
TSHK670F001	0
TSHK672F001	2

	TSHK670	TSHK672
Mains switch ON/OFF	—	•
Fan speeds	—	↵ ↵ ↵
Indicators	—	1 LED

### Accessories

Type	Description
0362239001	Pure white intermediate cover plate, suitable for various recessed junction boxes

### Description of operation

The room temperature is measured by an internal NTC temperature sensor and compared with the setpoint applied. Depending on the temperature deviation, an electrical switching relay is activated. When the setpoint is reached, the switch moves to the middle position "Off".

The operating points of the controller are determined by the setpoint, the dead zone and the proportional band.

### Intended use

This product is only suitable for the purpose intended by the manufacturer, as described in the "Description of operation" section.

All related product regulations must also be adhered to. Changing or converting the product is not admissible.

### Engineering and fitting notes

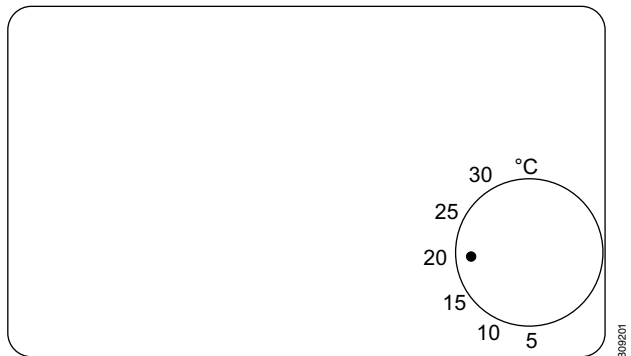
Fitting position: Horizontally on the wall. Avoid draughts and solar radiation. Fitting height approx. 1.5 m. The mechanical limitation of the setpoint adjuster enables individual corrections but prevents energy wastage through extreme settings.

### Disposal

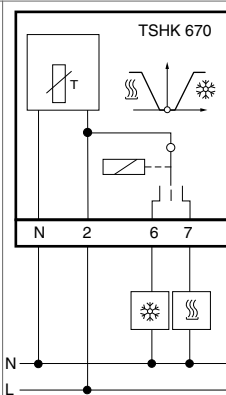
When disposing of the product, observe the currently applicable local laws.

More information on materials can be found in the Declaration on materials and the environment for this product.

TSHK 670

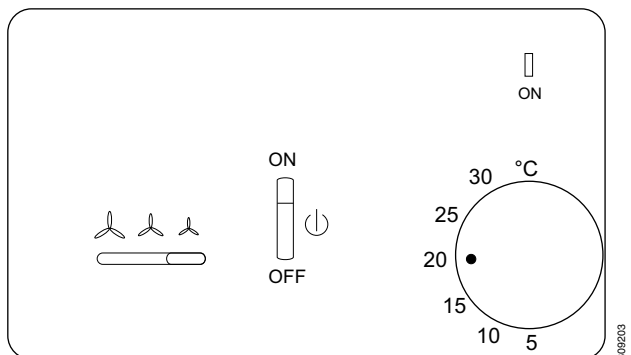


BC9201

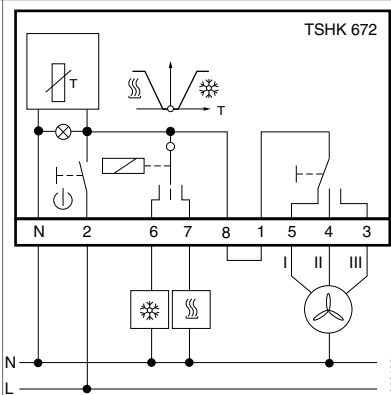


A09161

TSHK 672

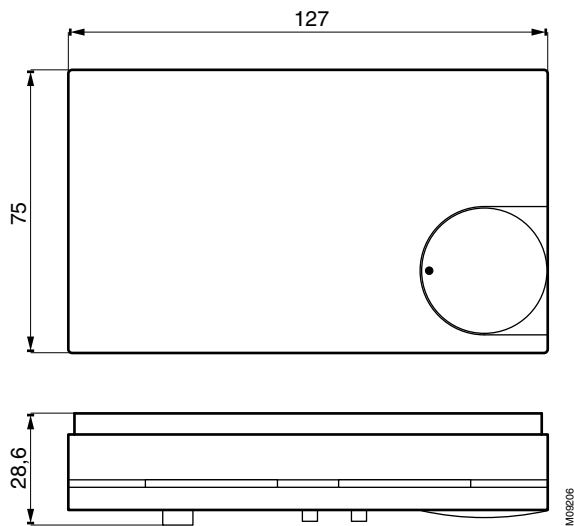


BC9203



A09163

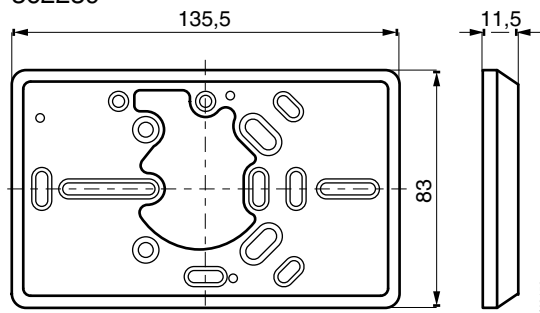
Dimension drawing



M09206

Accessories

362239



M09152

Fr. Sauter AG  
 Im Surinam 55  
 CH-4016 Basel  
 Tel. +41 61 - 695 55 55  
 www.sauter-controls.com