




ElectroBoiler

Comfort/Close Control Humidification Production



Humidification and Steam Generation Specialists

Vapac[®]

ElectroBoiler

Comfort/Close Control Humidification Production

VapaNet Control System

The LE and LEP feature the VapaNet control system which is designed with user interaction in mind. It is easy for the user or engineer to gain instant information about the performance of the humidifier.

LE Comfort Control Model ($\pm 10\%$)

Incorporating an intelligent combination of feeding, boiling and draining to minimise wastage of water and energy. Water level control technology gives a performance turndown of between 20% and 100% of designated unit performance.

LEP Close Control Model ($\pm 5\%$)

The unique Pulsed Energy control provides infinitely variable steam output from 8% up to 100% of full capacity.

Typically, the VapaNet Pulsed Energy (LEP) can be used in close tolerance applications.

Room Distribution Unit (RDU)

This is available for both LE and LEP models up to 45 Kg/hr and would be ideal for applications where AHU/ducts are unavailable.

They can be supplied either fixed to the humidifier or loose for remote mounting directly into the room.



Steam Output and Electrical Requirements

Model	Maximum Steam Output Kg/hr	Number of Cylinders / Steam Outlets	Diameter of Steam Outlets mm	Voltage V	Electrical Supply	Maximum Power Rating kW	Full Load Current Range (per phase) Amps	Maximum Fuse Rating Range (per phase) Amps
LE05*	5	1	35	200 / 440	Phase + N or 2 Phase	3.8	19.5 (9)	32 (16)
LE09*	9	1	35	200 / 440	Phase + N or 2 Phase	6.8	35.5 (16)	63 (25)
LE18	18	1	35	200 / 440	3 Phase	13.5	40.5 (18.5)	50 (32)
LE30†	30	1	54	200 / 440	3 Phase	22.5	68 (31)	80 (50)
LE45†	45	1	54	380 / 440	3 Phase	33.9	54 (46)	63
LE55	55	1	54	380 / 440	3 Phase	41.37	66 (57)	80
LE60†	60	2	54	380 / 440	3 Phase	45	71 (62)	2 × 50
LE90	90	2	54	380 / 440	3 Phase	67.8	108 (92)	2 × 63
LE110	110	2	54	380 / 440	3 Phase	41.37	66 (57)	2 × 80

* Also available in 3 Phase – Please contact Vapac for more information. † Low Voltage model available on request – Please contact Vapac for more information.

Features

- ✓ **Nine Capacities**
5 - 110 Kg/hr steam generation.
- ✓ **Close Control and Comfort Control Versions**
On/Off control (LE)
Water Level control 20 - 100% (LE)
Pulsed Energy control 8 - 100% (LEP)
- ✓ **Electrical Supply Options**
200 - 440 volt, Phase + Neutral or 2 Phase, 3 Phase.
- ✓ **User Display**
- ✓ **Control Network**
- ✓ **Run and Alarm Interface**
- ✓ **Master/Slave Option**
VapaNet allows for a maximum of 10 cylinders to communicate within a Master/Slave system with an interconnecting two-core cable.
- ✓ **Foam Protection**
- ✓ **Stainless Steel Drain Tray**
- ✓ **Drain Pump**
- ✓ **Control Features**
The humidifier can be controlled directly from either a duct or room mounted sensor, supplied by Vapac or any other leading brand, or an external signal.



Technical Data

Operating Limits	Water Supply	Water and Drain Connections
Ambient Air Temperature ‡ 5°C to 35°C	Conductivity: 80 to 1000µs Ph: 7.3 to 8.0	Supply Water: ¾" BSP Drain Outlet: 35mm OD
Water Temperature ‡ 1°C to 30°C	Supply Pressure: 1 to 8 bar Silica: 0	
Duct Pressure: +2000 to -600 Pa	Hardness: 50 to 500 ppm	

‡ Without frost protection.

Optional Accessories

- ✓ Alpha-Numeric Display.
- ✓ Communication Cable.
- ✓ A full range of compatible accessories available on request.

Steam Output and Electrical Requirements

Model	Maximum Steam Output Kg/hr	Number of Cylinders / Steam Outlets	Diameter of Steam Outlets mm	Voltage V	Electrical Supply	Maximum Power Rating kW	Full Load Current Range (per phase) Amps	Maximum Fuse Rating Range (per phase) Amps
LE05P	5	1	35	200 / 440	Phase + N or 2 Phase	3.8	23 (11)	32 (16)
LE09P	9	1	35	200 / 440	Phase + N or 2 Phase	6.8	41 (19)	63 (25)
LE18P	18	1	35	200 / 440	3 Phase	13.6	47 (22)	50 (32)
LE30P	30	1	54	200 / 440	3 Phase	22.5	78 (36)	100 (50)
LE45P	45	1	54	380 / 440	3 Phase	34	62 (53)	80
LE60P †	60	2	54	380 / 440	3 Phase	45	82 (72)	2 × 50
LE90P	90	2	54	380 / 440	3 Phase	67.8	124 (106)	2 × 80

See installation and operational manual for full electrical specification. † Low Voltage model available on request – Please contact Vapac for more information.

Dimensions and Weights

Cabinet Model		LE05	LE09	LE18	LE30	LE45	LE55	LE60	LE90	LE110
		LE05P	LE09P	LE18P	LE30P	LE45P	–	LE60P	LE90P	–
Number of Cylinders		1	1	1	1	1	1	2	2	2
Height	mm	676	676	676	810	810	810	810	810	810
Width	mm	430	430	430	520	520	520	990	990	990
Depth	mm	320	320	320	415	415	415	415	415	415
Dry Weight	Kg	34	36	39	40	40	40	74	75	75
Wet Weight	Kg	48	50	66	67	67	67	127	128	128
Room Distribution Unit (Fitted)										
Height	mm	205	205	205	205	230	–	–	–	–
Width	mm	430	430	430	602	842	–	–	–	–
Depth	mm	265	265	265	360	360	–	–	–	–
Dry Weight	Kg	6	10	12	14	16	–	–	–	–



The Vapac logo is an internationally registered trademark and its equipment is covered by international patents.

We reserve the right to change the design or specification of the equipment without prior notice.

Distributor:

Vapac **Vapac Humidity Control Limited**

Fircroft Way Tel: +44 (0)1732 863447
 Edenbridge Fax: +44 (0)1732 865658
 Kent TN8 6EZ www.eaton-williams.com

An Eaton-Williams Company

0411052 EBU /9.07/2