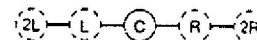
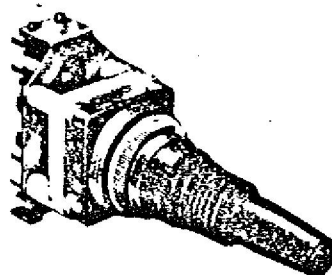
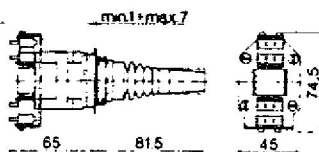


ER SELECTORS SERIES 077

Full range

4 POSITIONS (X type contact diagram)



operator with contact element				
diagram	right (2R)			
	right (R)			
	center (C)			
	left (L)			
	left (2L)			
fixed positions	R - 2R - L - 2L	-	2R - 2L	R - L
transient positions	-	R - 2R - L - 2L	R - L	2R - 2L
code (1)	077M2S2SX44	077M2T2TX44	077M2T2SX44	077M2S2TX44

4 POSITIONS (Y type contact diagram)

operator with contact element				
diagram	right (2R)			
	right (R)			
	center (C)			
	left (L)			
	left (2L)			
fixed positions	R - 2R - L - 2L	-	2R - 2L	R - L
transient positions	-	R - 2R - L - 2L	R - L	2R - 2L
code (1)	077M2S2SY44	077M2T2TY44	077M2T2SY44	077M2S2TY44

(1) Type numbers refer to the models without mechanical lock. To identify the models with mechanical lock complete the reference with the letter B (E.g. 077M2S2SX44B).