

## TYPE TA

### Features

- Manufactured from high strength 6061-T6 aluminum alloy
- Electro-tin plated
- Chamfered wire entry
- UL Listed and CSA Certified for 2000 volts, 90° C

### Benefits

- Suitable for use with either copper or aluminum conductors
- Provides low contact resistance
- Provides ease of installation
- Ensures reliability for copper or aluminum conductors

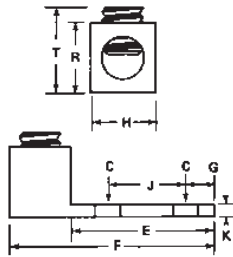


Fig. 1 Fig. 2



Fig. 3




Fig. 4



Fig. 5



Fig. 6

Catalog Number	Figure Number	Wire Range	Bolt Size	Dimensions									Hex Size
				C	E	F	G	H	J	K	R	T	
TA-6-S	1	4-14	1/4	17/64	11/16	1-1/16	1/4	1/2	-	3/32	1/2	41/64	S
TA-2	1	One: 2-14 Two: 10-14 CU 10-12 AL	1/4	17/64	11/16	1-5/32	5/16	1/2	-	7/64	9/16	3/4	S
TA-0	1	One: 1/0-14 Two: 4-12	1/4	17/64	27/32	1-15/32	7/16	5/8	-	3/16	25/32	29/32	S
TA-2/0	2	2/0-14	1/4	17/64	27/32	1-15/32	7/16	5/8	-	3/16	25/32	1-1/32	3/16
TA-250	2	250kcmil-6	5/16	21/64	1	2	15/32	1	-	1/4	1-1/8	1-21/64	5/16
TA-300	2	300kcmil-6	1/4	9/32	1	2	1/2	55/64	-	1/4	1-1/8	1-11/32	5/16
TA-350	2	350kcmil-6	3/8	13/32	1-1/8	2-1/4	1/2	1-1/8	-	1/4	1-1/4	1-29/64	3/8
TA-500	2	500kcmil-4	3/8	13/32	1-19/32	2-13/16	7/8	1-1/2	-	5/16	1-13/16	1-13/16	3/8
TA-500-S	3	One: 600kcmil-4 Two: 250kcmil-1/0	3/8	13/32	1-1/2	2-13/16	5/8	1-5/16	-	5/16	1-13/16	2-3/16	1/2
TA-600	2	600kcmil-2	3/8	13/32	1-13/16	3-3/16	7/8	1-1/2	-	7/16	1-9/16	1-31/32	1/2
TA-800	2	800kcmil-300kcmil	5/8	21/32	1-3/4	3-3/8	7/8	1-3/4	-	1/2	1-15/16	2-15/64	1/2
TA-800-S	4	800kcmil-3/0	5/8	21/32	1-3/4	3-1/4	11/16	1-5/16	-	1/2	1-13/16	2-3/16	1/2
TA-1000	2	1000kcmil-350kcmil	5/8	21/32	1-3/4	3-3/8	7/8	1-3/4	-	1/2	1-15/16	2-25/64	9/16
TA-1000-S	4	1000kcmil-500kcmil	5/8	21/32	1-3/4	3-1/4	11/16	1-7/16	-	1/2	1-13/16	2-3/16	9/16
TA-350-2NS	5	350kcmil-6	1/2	9/16	3	4-5/16	5/8	1-1/8	1-3/4	5/16	1-3/8	1-29/64	3/8
TA-600-2NS	5	600kcmil-2	1/2	9/16	3-5/16	4-11/16	5/8	1-1/2	1-3/4	7/16	1-3/8	1-59/64	1/2
TA-800-2NS	5	800kcmil-300kcmil	1/2	9/16	3-1/8	4-3/4	5/8	1-3/4	1-3/4	1/2	1-15/16	2-3/16	1/2
TA-1000-2NS	5	1000kcmil-500kcmil	1/2	9/16	3-1/8	4-3/4	5/8	1-3/4	1-3/4	1/2	1-15/16	2-27/64	9/16
TA-350-2N	6	350kcmil-6	1/2	9/16	3-1/4	5-1/2	5/8	1-1/4	1-3/4	3/8	1-1/2	1-21/32	(2)3/8
TA-600-2N	6	600kcmil-2	1/2	9/16	3-1/4	5-1/2	5/8	1-3/8	1-3/4	3/8	1-1/2	1-31/32	(2)3/8
TA-800-2N	6	800kcmil-300kcmil	1/2	9/16	3-5/8	5.97	5/8	1-1/2	1-3/4	1/2	1.813	2-15/64	(2)1/2
TA-1000-2N	6	1000kcmil-350kcmil	1/2	9/16	3-5/8	5.97	5/8	1-5/8	1-3/4	1/2	1.813	2-25/64	(2)1/2

All wire sizes, unless noted otherwise, are American Wire Gauge (AWG)

DE-OX Inhibitor is recommended for all aluminum terminations.

Tested to UL 486A/B, UL File E6207

## TYPE AU

### Features

- Manufactured from high strength 6061-T6 aluminum alloy
- Electro-tin plated
- Chamfered wire entry
- UL Listed and CSA Certified for 2000 volts, 90° C

### Benefits

- Suitable for use with either copper or aluminum conductors
- Provides low contact resistance
- Provides ease of installation
- Ensures reliability for copper or aluminum conductors

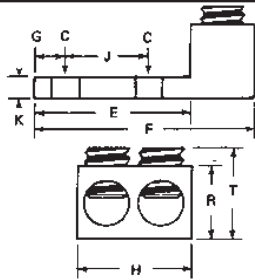


Fig. 1



Fig. 2



Fig. 3



Fig. 4

Catalog Number	Figure Number	Wire Range	Bolt Size	Dimensions									Hex Size
				C	E	F	G	H	J	K	R	T	
AU-0	1	Two: 1/0-14	1/4	17/64	27/32	1-15/32	7/16	1-1/8	-	3/16	51/64	29/32	S
AU-2/0	2	Two: 2/0-14	1/4	17/64	27/32	1-15/32	27/64	1-1/4	-	3/16	51/64	1-1/32	3/16
AU-250	2	Two: 250kcmil-6	3/8	25/64	1-9/16	2-9/16	7/8	1-21/32	-	1/4	1-3/16	1-9/32	5/16
AU-350	2	Two: 350kcmil-6	1/2	9/16	1-3/4	2-7/8	7/8	1-57/64	-	1/4	1-1/4	1-3/8	5/16
AU-600	2	Two: 600kcmil-2	1/2	17/32	1-13/16	3-3/16	5/8	2-13/32	-	7/16	1-9/16	1-31/32	1/2
AU-800	2	Two: 800kcmil-300kcmil	5/8	21/32	1-3/4	3-3/8	7/8	3-3/16	-	1/2	1-15/16	2-15/64	1/2
AU-1000	2	Two: 1000kcmil-500kcmil	5/8	21/32	1-3/4	3-3/8	7/8	3-3/16	-	1/2	1-15/16	2-25/64	9/16
AU-600-2NS	3	Two: 600kcmil-2	1/2	9/16	3-5/16	4-11/16	5/8	2-13/32	1-3/4	7/16	1-3/8	2-3/64	1/2
AU-800-2NS	3	Two: 800kcmil-300kcmil	1/2	9/16	3-1/8	4-3/4	5/8	3-3/16	1-3/4	1/2	1-15/16	2-3/16	1/2
AU-1000-2NS	3	Two: 1000kcmil-500kcmil	1/2	9/16	3-1/8	4-3/4	5/8	3-3/16	1-3/4	1/2	1-5/8	2-33/64	9/16
AU-350-2N	3	Two: 350kcmil-6	1/2	9/16	3	4-5/16	5/8	2	1-3/4	5/16	1-3/8	1-29/64	5/16
AU-350-N*	4	Two: 350kcmil-6	1/2	9/16	3-1/4	5-1/2	5/8	2-3/4	1-3/4	3/8	1-1/2	1-31/32	5/16
AU-600-2N*	4	Two: 600kcmil-2	1/2	9/16	3-1/4	5-1/2	5/8	2-3/4	1-3/4	3/8	1-1/2	1-31/32	1/2
AU-800-2N*	4	Two: 800kcmil-300kcmil	1/2	9/16	3-5/8	5-31/32	5/8	3	1-3/4	1/2	1-13/16	2-15/64	1/2
AU-1000-2N*	4	Two: 1000kcmil-500kcmil	1/2	9/16	3-5/8	5-31/32	5/8	3-1/4	1-3/4	1/2	1-13/16	2-25/64	9/16

All wire sizes, unless noted otherwise, are American Wire Gauge (AWG)  
DE-OX Inhibitor is recommended for all aluminum terminations.

Tested to UL 486A/B, UL File E6207

\* Mounting hole spacing from side to side, hole to hole is .875

### TYPE T3A

#### Features

- Manufactured from high strength 6061-T6 aluminum alloy
- Electro tin plated
- Chamfered wire entry
- UL Listed and CSA Certified for 2000 volts, 90° C
- Must be mounted with a minimum of 2 bolts

#### Benefits

- Suitable for use with either copper or aluminum conductors
- Provides low contact resistance
- Provides ease of installation
- Ensures reliability for copper or aluminum conductors

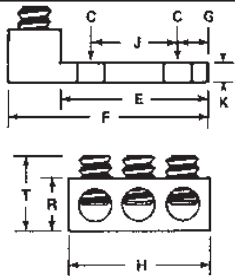


Fig. 1



Fig. 2




Fig. 3

Catalog Number	Figure Number	Wire Range	Bolt Size	Dimensions									Hex Size
				C	E	F	G	H	J	K	R	T	
T3A2-2	1	Three: 2-14	5/16	11/32	1-11/16	2-3/16	11/32	1-19/32	7/8	3/16	5/8	13/16	Slot
T3A2-0	1	Three: 1/0-14	3/8	7/16	2-5/32	2-29/32	11/32	1-15/16	1	1/4	7/8	15/16	Slot
T3A2-3/0N	1	Three: 3/0-6	1/2	9/16	3	3-7/8	5/8	2-13/16	1-3/4	5/16	1-1/8	1-1/2	5/16
T3A2-250N	1	Three: 250kcmil-6	1/2	9/16	3	4	5/8	2-13/16	1-3/4	5/16	1-3/16	1-17/32	5/16
T3A2-350N	1	Three: 350kcmil-6	1/2	9/16	3	4-5/16	5/8	3	1-3/4	5/16	1-3/8	1-17/32	5/16
T3A2-600N*	3	Three: 600kcmil-2	1/2	9/16	3-1/4	5-1/2	5/8	3-1/2	1-3/4	3/8	1-1/2	1-49/64	3/8
T3A2-800N*	3	Three: 800kcmil-350kcmil	1/2	9/16	3-5/8	5-31/32	5/8	4-1/8	1-3/4	1/2	1-13/16	2-21/64	5/16
T3A2-1000N*	3	Three: 1000kcmil-500kcmil	1/2	9/16	3-5/8	5-31/32	5/8	4-7/8	1-3/4	1/2	1-13/16	2-21/64	3/8
T3A4-2	2	Three: 2-14	5/16	11/32	1-11/16	2-3/16	11/32	1-19/32	7/8	3/16	5/8	13/16	Slot
T3A4-0	2	Three: 1/0-14	3/8	7/16	2-5/32	2-29/32	11/32	1-15/16	1	1/4	7/8	15/16	Slot
T3A4-3/0N	2	Three: 3/0-6	1/2	9/16	3	3-7/8	5/8	2-13/16	1-3/4	5/16	1-1/8	1-1/2	5/16
T3A4-250N	2	Three: 250kcmil-6	1/2	9/16	3	4	5/8	2-13/16	1-3/4	5/16	1-3/16	1-17/32	5/16
T3A4-350N	2	Three: 350kcmil-6	1/2	9/16	3	4-5/16	5/8	3	1-3/4	5/16	1-3/8	1-17/32	5/16
T3A4-600N*	3	Three: 600kcmil-2	1/2	9/16	3-1/4	5-1/2	5/8	3-1/2	1-3/4	3/8	1-1/2	1-49/64	1/2
T3A4-800N*	3	Three: 800kcmil-350kcmil	1/2	9/16	3-5/8	5-31/32	5/8	4-1/8	1-3/4	1/2	1-13/16	2-21/64	1/2
T3A4-1000N*	3	Three: 1000kcmil-500kcmil	1/2	9/16	3-5/8	5-31/32	5/8	4-7/8	1-3/4	1/2	1-13/16	2-21/64	1/2

All wire sizes, unless noted otherwise, are American Wire Gauge (AWG)  
DE-OX Inhibitor is recommended for all aluminum terminations.

Tested to UL 486A/B, UL File E6207

\* Mounting hole spacing from side to side, hole to hole is .875

### TYPE T4A4

#### Features

- Manufactured from high strength 6061-T6 aluminum alloy
- Electro-tin plated
- Chamfered wire entry
- UL Listed and CSA Certified for 2000 volts, 90° C
- Must be mounted with a minimum of 4 bolts

#### Benefits

- Suitable for use with either copper or aluminum conductors
- Provides low contact resistance
- Provides ease of installation
- Ensures reliability for copper or aluminum conductors

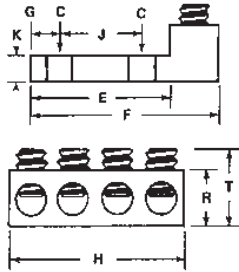


Fig. 1



Fig. 2



Fig. 3



Fig. 4

Catalog Number	Figure Number	Wire Range	Bolt Size	Dimensions									Hex Size
				C	E	F	G	H	J	K	R	T	
T4A4-250N*	1	250kcmil-6	1/2	9/16	3	4	5/8	3-49/64	1-3/4	5/16	1-3/16	1-17/32	5/16
T4A4-350N*	1	350kcmil-6	1/2	9/16	3	4-5/16	5/8	4-1/64	1-3/4	5/16	1-3/8	1-17/32	5/16
T4A4-600N*	3	600kcmil-2	1/2	9/16	3-1/4	5-1/2	5/8	5	1-3/4	3/8	1-1/2	1-7/8	1/2
T4A4-800N*	2	800kcmil-350kcmil	1/2	9/16	3-5/8	5-31/32	5/8	6	1-3/4	1/2	1-13/16	2-13/64	1/2
T4A4-1000N*	4	1000kcmil-350kcmil	1/2	9/16	3-5/8	5-31/32	5/8	6-1/2	1-3/4	1/2	1-13/16	2-13/64	1/2

All wire sizes, unless noted otherwise, are American Wire Gauge (AWG)  
DE-OX Inhibitor is recommended for all aluminum terminations.

Tested to UL 486A/B, UL File E6207

\* Mounting hole spacing from side to side, hole to hole is .875

## TYPE PB

### Features

- Manufactured from high strength 6061-T6 aluminum alloy
- Electro-tin plated
- Chamfered wire entry
- UL Listed and CSA Certified for 2000 volts, 90° C
- Stacked design

### Benefits

- Suitable for use with either copper or aluminum conductors
- Provides low contact resistance
- Provides ease of installation
- Ensures reliability for copper or aluminum conductors
- Saves space and reduces installation time

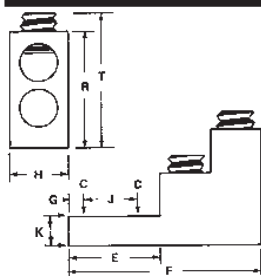


Fig. 1 Fig. 2 Fig. 3 Fig. 4 Fig. 5 Fig. 6 Fig. 7 Fig. 8

Catalog Number	Figure Number	Wire Range	Bolt Size	Dimensions									Hex Size
				C	E	F	G	H	J	K	R	T	
PB2-300	1	300kcmil-6	5/16	21/64	1	3	15/32	1	-	5/16	2	2-5/16	5/16
PB2-500	2	500kcmil-4/0	1/4	9/32	1-11/16	2-29/32	1/4	1-7/16	11/16	5/8	2-3/8	1-27/64	3/8
PB2-600	4	600kcmil-2	3/8	13/32	2-11/32	4-29/32	3/8	1-1/2	1-3/8	3/4	3	3-29/64	1/2
PB3-600	6	600kcmil-2	3/8	13/32	2-11/32	4-29/32	3/8	2-15/32	1-3/8	3/4	3	3-29/64	1/2
PB4-600	8	600kcmil-2	3/8	13/32	2-11/32	4-29/32	3/8	2-15/32	1-3/8	3/4	3	3-29/64	1/2
PB2-750	4	750kcmil-1/0	3/8	13/32	2-11/32	4-29/32	3/8	1-11/16	1-3/8	3/4	3	3-29/64	1/2
PB4-750	8	750kcmil-1/0	3/8	13/32	2-11/32	4-29/32	3/8	2-5/8	1-3/8	3/4	3	3-29/64	1/2
PB3-600-2N	5	600kcmil-2	1/2	9/16	3-1/8	5-11/16	3/8	2-15/32	1-3/4	3/4	3	3-29/64	1/2
PB2-600-2N	3	600kcmil-2	1/2	9/16	3-1/8	5-11/16	3/8	1-1/2	1-3/4	3/4	3	3-29/64	1/2
PB2-750-2N	3	750kcmil-1/0	1/2	9/16	3-1/8	5-11/16	3/8	1-11/16	1-3/4	3/4	3	3-29/64	1/2
PB4-600-2N	7	600kcmil-2	1/2	9/16	3-1/8	5-11/16	3/8	2-15/32	1-3/4	3/4	3	3-29/64	1/2
PB4-750-2N	7	750kcmil-1/0	1/2	9/16	3-1/8	5-11/16	3/8	3-1/16	1-3/4	3/4	3	3-29/64	1/2

All wire sizes, unless noted otherwise, are American Wire Gauge (AWG)  
DE-OX Inhibitor is recommended for all aluminum terminations.

Tested to UL 486A/B, UL File E6207