

# Miniatur Rundsteckverbinder Serie 423 wasserdicht

# Miniature Round Connectors Series 423 waterproof

Technische Daten	Specifications				
Polzahl	Number of contacts	2	3 DIN 41524	4	5
Verriegelung	Connection	schrauben/screw connection			
Anschlußart	Termination	löten/soldering			
Anschlußquerschn. max. mm <sup>2</sup>	Max. wire gauge in mm <sup>2</sup>	0,75	0,75	0,75	0,75
Kabeldurchlaß max. mm	Max. cable outlet in mm	Klemmkorb/pinch ring PG 7 4-6		Klemmkorb/pinch ring PG 9 6-8	
Kontaktoberfläche	Finish of contacts	4 µm Ag			
Werkstoff Federkontakt	Material socket contact	Cu Sn			
Werkstoff Messerkontakt	Material male contact	Cu Zn			
Formstoff Kontaktträger	Dielectric of insert	PBTP gv			
Formstoff Gehäuse	Dielectric of housing	Messing vernickelt/brass Winkelvers./angled vers. Zn Al 4 Cu 1 nickel plated			
Gehäuse Schutzart n. DIN VDE 0470 in gestecktem Zustand	Shell protection standard DIN VDE 0470 only when mated	IP 67			
Mechanische Lebensdauer nach IEC 512, Teil 6 DIN VDE 0627, Teil 5, 14	Mating cycles according to IEC 512, part 6 DIN VDE 0627, part 5, 14	≥ 500			
Steckkraft ca.	Insertion force approx.	16 N	24 N	32 N	40 N
Ziehkraft ca.	Withdrawal force approx.	12 N	18 N	24 N	30 N
Betriebstemperatur	Operating temperature	- 40°C /+ 85°C			
Nennstrom je Kontakt	Rated current per contact	5 A			
Nennspannung nach VDE 0110/72 Gruppe A	Rated voltage according to VDE standard 0110/72 gr. A	250 V ~			
Prüfspannung VDE 0627	Test voltage VDE 0627	875 V ~			
Durchgangswiderstand nach IEC 512, Teil 2	Volume resistance according to IEC 512, part 2	≤ 5 mΩ			
Isolationswiderstand nach IEC 512, Teil 2	Insulation resistance according to IEC 512, part 2	> 10 <sup>13</sup> Ω			
Betriebskapazität zwischen zwei Kontakten ca.	Capacity between two contacts approx.	~ 2 pF			
Gewicht ca.	Weight approx.	Kabelteile/cable parts 45 g / Flanschsteile/socket parts 15 g			

Konstruktionsänderungen aus Gründen der Qualitätsverbesserung oder einer erweiterten Anwendungsmöglichkeit sowie aus Fertigungsgründen müssen wir uns vorbehalten. Zu Ersatzlieferungen älterer Ausführungen sind wir dabei nicht verpflichtet.

We reserve the right to modify designs in the course of improvements of the quality of our products or extending their field of application or to facilitate production, without prior notification. This does not commit us to replace earlier versions.

**Miniatur  
Rundsteckverbinder  
Serie 423** wasserdicht

**Miniature  
Round Connectors  
Series 423** waterproof

5 stereo DIN	6 DIN 45322	7	8 DIN 45326	12	14	19	24
schrauben/screw connection							
löten/soldering							
0,75	0,75	0,75	0,75	0,25	0,25	0,25	0,14
Klemmkorb/pinch ring PG 7 4 - 6				Klemmkorb/pinch ring PG 9 6 - 8			
4 µm Ag	4 µm Ag	4 µm Ag	4 µm Ag	Ni + 0,8 µm Au	Ni + 0,8 µm Au	Ni + 0,8 µm Au	Ni + 0,8 µm Au
Cu Sn							
Cu Zn							
PBTP gv							
Messing vernickelt/brass Winkelversion/angled version Zn <sup>1</sup> Al 4 Cu 1 nickel plated							
IP 67							
≥ 500							
40 N	48 N	56 N	64 N	35 N	38 N	51 N	35 N
30 N	36 N	42 N	48 N	32 N	32 N	45 N	32 N
- 40°C /+ 85°C							
5 A	5 A	5 A	5 A	3 A	3 A	3 A	1 A
60 V ~	250 V ~	250 V ~	60 V ~	60 V ~	60 V ~	60 V ~	60 V ~
625 V ~	875 V ~	875 V ~	625 V ~	625 V ~	625 V ~	625 V ~	625 V ~
≤ 5 mΩ	≤ 5 mΩ	≤ 5 mΩ	≤ 5 mΩ	≤ 3 mΩ	≤ 3 mΩ	≤ 3 mΩ	≤ 3 mΩ
> 10 <sup>13</sup> Ω							
~ 2 pF	~ 2 pF	~ 2,5 pF	~ 2,5 pF	~ 2,5 pF	~ 2,5 pF	~ 2,5 pF	~ 2,5 pF
Kabelteile/cable parts 45 g / Flanschteile/socket parts 15 g							

# Miniatur Rundsteckverbinder Serie 423

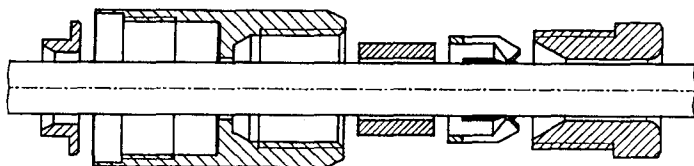
wasserdicht

# Miniature Round Connectors Series 423

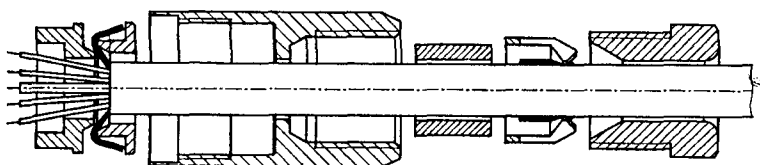
waterproof

Montageanleitung  
Handling instruction

gerade version/straight version

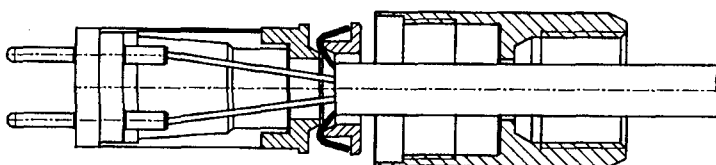


Teile auffädeln  
stringing parts



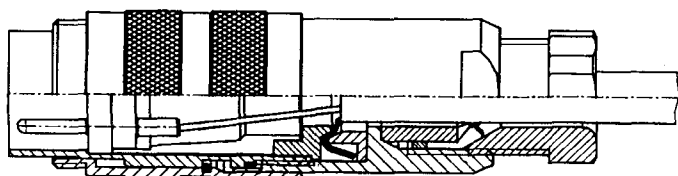
Abisolieren, Schirm aufweiten,  
Schirmklemmring montieren.

Stripping, widening od shield,  
assembling shield clamping ring.



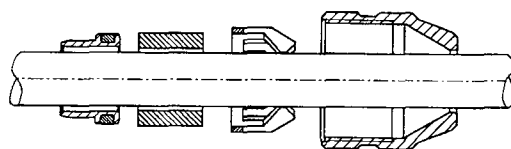
Litze anlöten, Distanzhülse überschnappen,  
überstehenden Schirm abschneiden.

Soldering wire, tripping distance bush,  
cutting off projecting shield.

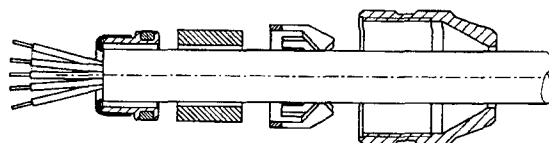


Übrige Teile gemäß Darstellung montieren.  
Assembling remaining parts according to plan.

Winkelversion/angled version

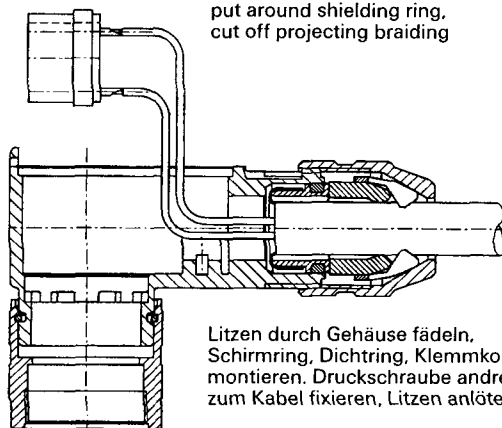


Teile auffädeln  
stringing parts



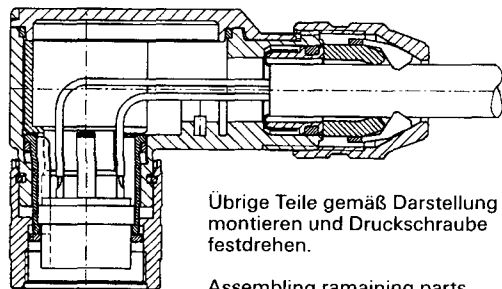
Abisolieren, Schirm aufweiten, um Schirmring legen,  
Überstehendes Geflecht abschneiden.

Stripping, widening od shield,  
put around shielding ring,  
cut off projecting braiding



Litzen durch Gehäuse fädeln,  
Schirmring, Dichtring, Klemmkorb  
montieren. Druckschraube andrehen  
zum Kabel fixieren, Litzen anlöten.

Thread wires through housing, assembling of shielding ring,  
sealing ring and pinch ring, turn on pressing screw to fix  
the cable, solder wires



Übrige Teile gemäß Darstellung  
montieren und Druckschraube  
festdrehen.

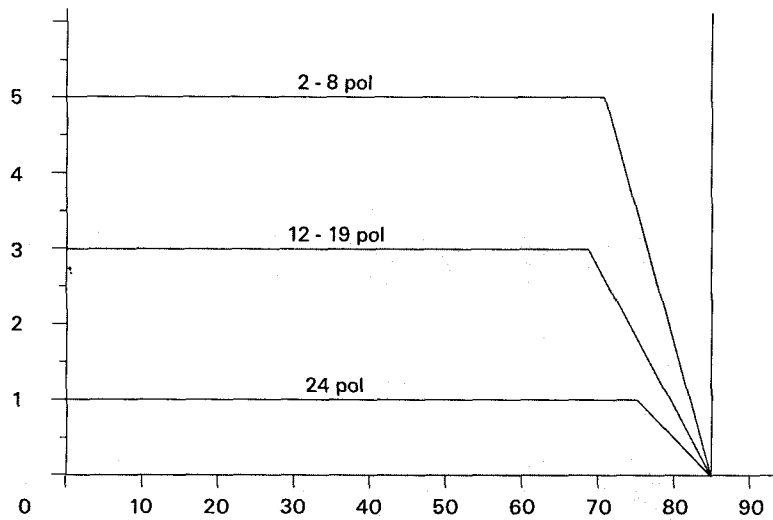
Assembling remaining parts  
according to plan,  
fasten pressing screw

# Miniatur Rundsteckverbinder Serie 423 wasserdicht

# Miniature Round Connectors Series 423 waterproof


Strombelastbarkeitskurve (nach DIN 41640 T3) /  
Derating diagramm (in accordance with DIN 41640 T3)

Belastungsstrom I (A) / Load current I (A)



Bauelemente Umgebungstemperatur TU (Grad °C) / Devices ambient temperature (Degree)

## Zubehör Accessories



Schutzkappen für  
Protection cap for

Bestell - Nummer  
Ordering number

Kupplungsstecker/male plug

08 - 1077 - 000 - 000

Kupplungsdose/female plug

08 - 1078 - 000 - 000

Flanschstecker/male socket

08 - 1079 - 000 - 000

Flanschdose/female socket

08 - 1080 - 000 - 000



Montage schlüssel (Kabelteil)  
Mounting spanner (cable part)


02 - 1785 - 000

# Miniatur Rundsteckverbinder Serie 423 wasserdicht


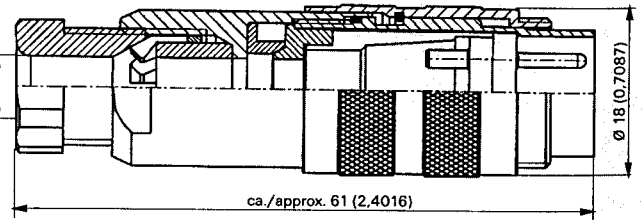
# Miniature Round Connectors Series 423 waterproof

Abbildung  
Figure

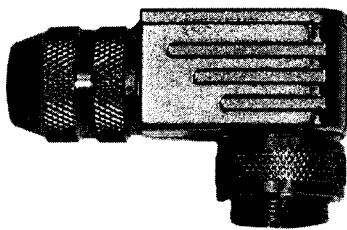
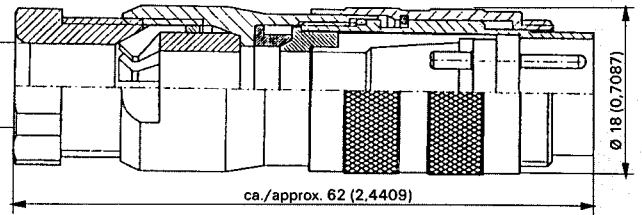
Maßzeichnung  
Drawing mm (inch)




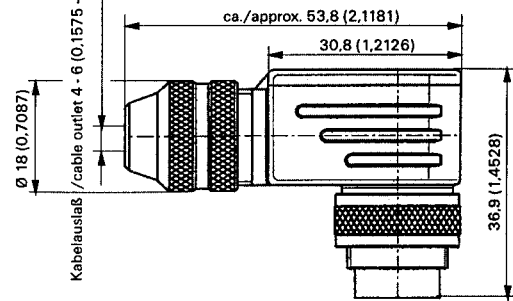
Kabelauslaß/cable outlet 4 - 6 (0.1575 - 0.2362)



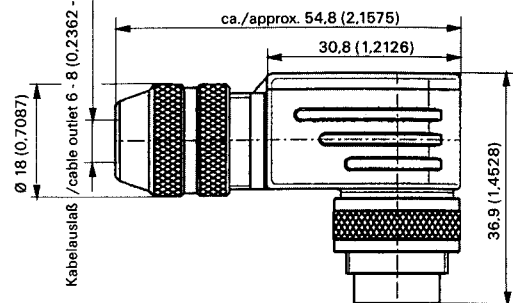
Kabelauslaß/cable outlet 6 - 8 (0.2362 - 0.3150)



Kabelauslaß /cable outlet 4 - 6 (0.1575 - 0.2362)



Kabelauslaß /cable outlet 6 - 8 (0.2362 - 0.3150)



**Miniatur  
Rundsteckverbinder  
Serie 423** wasserdicht

**Miniature  
Round Connectors  
Series 423** waterproof

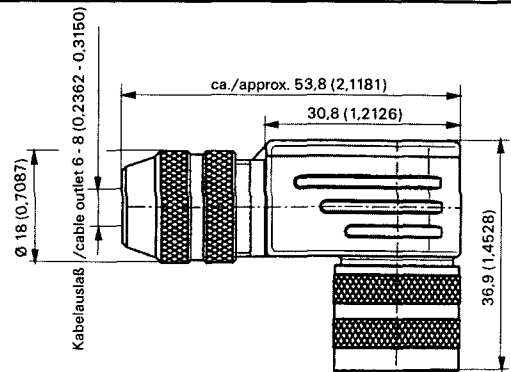

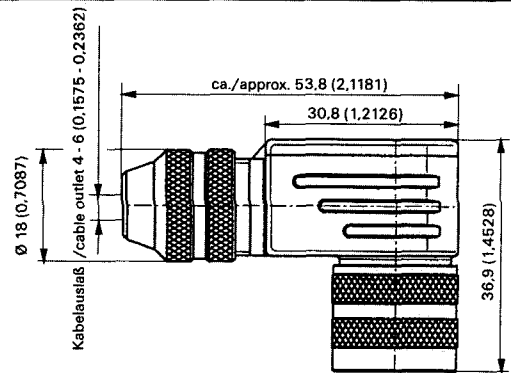

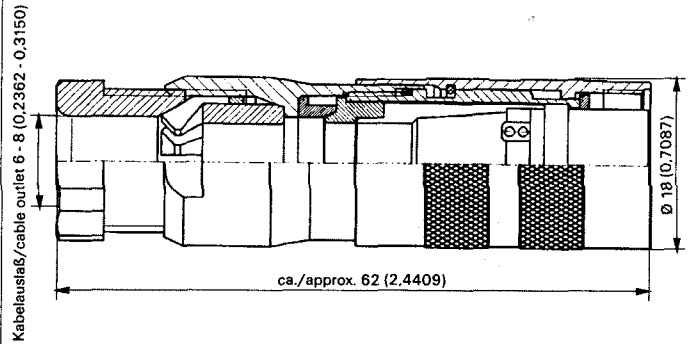

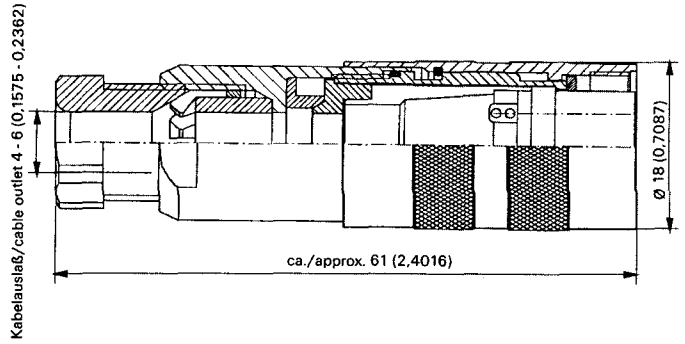

Bezeichnung Designation	Polzahl No. of cont.	Bestell - Nummer / Ordering number	
		Standard / standard	Goldkontakte/Gold plated contacts
Kupplungsstecker PG 7  Male cable connector PG 7	2		
	3 DIN 41524	RS 115-2540	
	4		
	5	RS 115-2556	
	5 stereo DIN		
	6 DIN 45322		
	7	RS 115-2562	
	8 DIN 45326		
Kupplungsstecker PG 9  Male cable connector PG 9	12	RS 115-2578	-
	14		-
	19		-
	24		-
	2		-
	3 DIN 41524		-
	4		-
	5		-
Winkelstecker Kabelabgang 4 - 6 mm  Male angled connector cable outlet 4 - 6 mm	5 stereo DIN		-
	6 DIN 45322		-
	7		-
	8 DIN 45326		-
	12		-
	14		-
	19		-
	24		-
Winkelstecker Kabelabgang 6 - 8 mm  Male angled connector cable outlet 6 - 8 mm	2		-
	3 DIN 41524		-
	4		-
	5		-
	5 stereo DIN		-
	6 DIN 45322		-
	7		-
	8 DIN 45326		-
Male angled connector cable outlet 6 - 8 mm	12		-
	14		-
	19		-
	24		-

# Miniatur Rundsteckverbinder Serie 423 wasserdicht

# Miniature Round Connectors Series 423 waterproof

Abbildung  
Figure

Maßzeichnung  
Drawing mm (inch)



**Miniatur  
Rundsteckverbinder  
Serie 423** wasserdicht

**Miniature  
Round Connectors  
Series 423** waterproof

Bezeichnung Designation	Polzahl No. of cont.	Bestell - Nummer / Ordering number		
		Standard / standard	Goldkontakte/Gold plated contacts	
Kupplungsdose PG 7	2			
	3 DIN 41524	RS 115-2584		
	4			
	5	RS 115-2590		
	5 stereo DIN			
	6 DIN 45322			
	7	RS 115-2607		
Female cable connector PG 7	8 DIN 45326			
	12	RS 115-2613	--	
	14		--	
	19		--	
	24		--	
Kupplungsdose PG 9	2			
	3 DIN 41524			
	4			
	5			
	5 stereo DIN			
	6 DIN 45322			
	7			
Female cable connector PG 9	8 DIN 45326			
	12		--	
	14		--	
	19		--	
	24		--	
Winkeldose Kabelabgang 4 - 6 mm	2		--	
	3 DIN 41524		--	
	4		--	
	5		--	
	5 stereo DIN		--	
	6 DIN 45322		--	
	7		--	
	8 DIN 45326		--	
Female angled connector cable outlet 4 - 6 mm	12		--	
	14		--	
	19		--	
	24		--	
Winkeldose Kabelabgang 6 - 8 mm	2		--	
	3 DIN 41524		--	
	4		--	
	5		--	
	5 stereo DIN		--	
	6 DIN 45322		--	
	7		--	
	8 DIN 45326		--	
Female angled connector cable outlet 6 - 8 mm	12		--	
	14		--	
	19		--	
	24		--	