

Technical Data

Coded Magnetic System

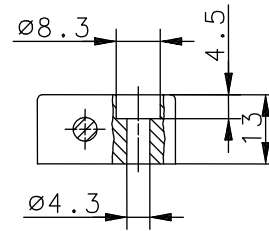
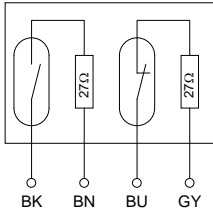


Series MA-52 CD

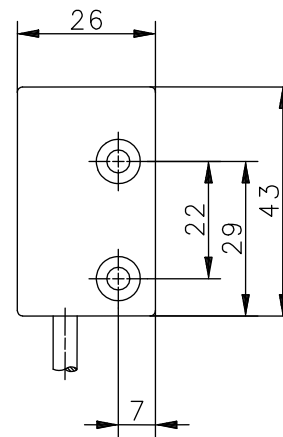
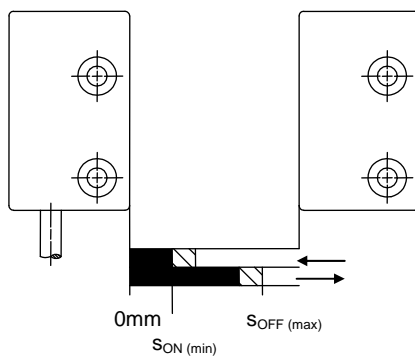
Type designation **MAK-5236-3**

Item number **6490652306**

Wiring diagram



Actuation / operating distance



Electrical data

Operating distance	S[mm]	min	typ.	max
		ON 3	5	9
		OFF 6	9	14
		HYS -	7	-
Reference magnet		TK-52-CD/2 (6402052307)		
Operating distance	S[mm]	min	typ.	max
		ON 6	8	12
		OFF 9	12	17
		HYS -	7	-
Reference magnet		TK-52-CD/2 SN8 (6402052066)		
Output		N.O., N.C. combined		
Max. voltage		30 VDC		
Mechanical lifetime		3 x 10 ⁸ switchings, however, according to the load resetability		
Repeat accuracy	R	± 0,1 mm under same geometrical conditions at the same temperature		

Mechanical data

Enclosure	PBT, black
Ambient air temperature	-5 °C ... +70 °C
Type of protection	IP 65
Connection	Cable 4 x 0,25 mm ² x 3 m; PVC - Outer jacket, black
Assembly position	optional (assembly on iron means reduction of switch distance)
Application	MÜZ-x02/xxx

EU Conformity

acc. to directive 2004 / 108 / EC

Notes

Tightening torque of screws: 1,25 Nm ±0,25 Nm

This document will not become the contractual basis; the details included herein do not constitute any descriptions of expected conditions, so that warranties/claims for defects on account of possible variations of the actual from the here described condition are excluded. Subject to modifications and amendments.

Date of issue: 18.07.2013 / Page 1 of 1
Document: 6490652306_en / Last update: 4 / 0292-13