

Filter element conversion

from Series FE to FE_B

Filter elements for filter 4.121/221/225



Production series filter elements with designation FE will in future be replaced by the new production series **FE_B**

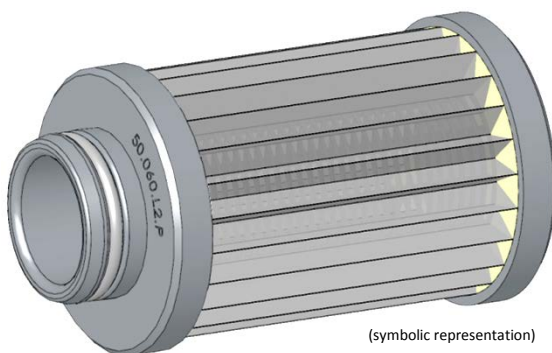
Our traditional product key will remain as is, but with the nominal connection size now prefixed with **B**. (Example: **B32.060.L2-P**)

This will affect Series 4.121/221/225 filters, from now on to be fitted with the new FE_B filter elements.

Replacement /exchange filter elements will also in future be replaced by this FE_B filter element.


Illustration of the visible change:

Previous filter element with designation FE:



(symbolic representation)

New filter element with designation **FE_B**:



(symbolic representation)

List of changed features

- Future sieve cover made of 1.4301 sheet steel (previously made of GK-ALSi12(Cu))
- Future sieve ring made of 1.4301 sheet steel (previously GK-ALSi12(Cu))
- Increase of the filter area (up to 19%)
- Complete filter element now made of stainless steel (Standard 1.4301)

Filter element conversion

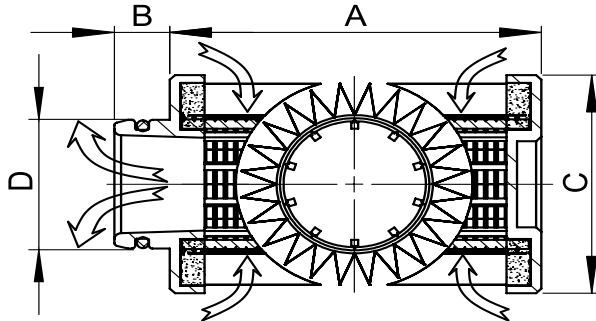
from Series FE to FE_B

Filter elements for filter 4.121/221/225



Overview table of technical changes:

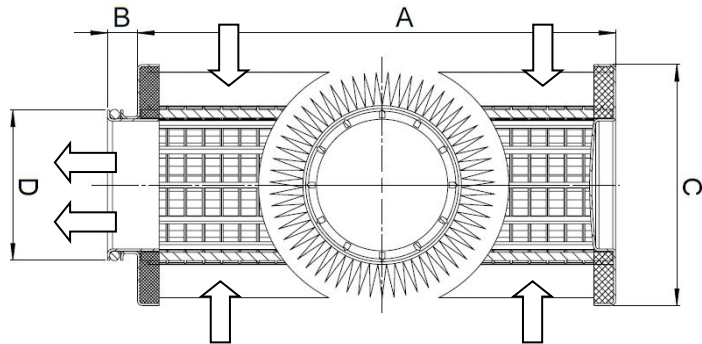
Previous filter element designated FE:



Operating temperature: -10...120°C

DN	Key to length *Standard overall lengths	A [mm]	B [mm]	C [mm]	D [mm]	Filter area ca. [cm ²]	Collapsing pressure [bar]	Weight [kg]
20	L1*	71	10	55	30	350	14	0.17
	L2	106	10	55	30	580	14	0.22
32	L1	106	16	71	42	765	30	0.35
	L2*	171	16	71	42	1 350	30	0.51
50	L1	172	16	86.5	54	1 950	17	0.72
	L2*	252	16	86.5	54	3 000	17	0.95
80	L1	252	15	122.5	82	4 620	6.4	1.36
	L2*	336	15	122.5	82	6 300	6.4	1.94

New filter element designated FE_B:



Operating temperature: -10...120°C

DN	Key to length *Standard overall lengths	A [mm]	B [mm]	C [mm]	D [mm]	Filter area ca. [cm ²]	Collapsing pressure [bar]	Weight [kg]
20	L1*	71	4.5	55	28.3	418	14	0.14
	L2	106	4.5	55	28.3	684	14	0.19
32	L1	106	10.8	71	42	810	30	0.33
	L2*	171	10.8	71	42	1 395	30	0.49
50	L1	172	10.8	86.5	54	2 028	17	0.65
	L2*	252	10.8	86.5	54	3 068	17	0.88
80	L1	252	9.8	122.5	82	4 680	6.4	1.26
	L2*	336	9.8	122.5	82	6 360	6.4	1.84

fluidtech® Filter elements

Filter element conversion

from Series FE to FE_B

Filter elements for filter 4.121/221/225



Areas of application

Filtration of hydraulic fluids, lubricants, industrial fluids, gases and water.

Construction

Star-like folded special filter material, microplasma welded lengthwise, with inner support tube. End caps glued. O-rings are used for sealing.

Cleaning

Cleanable?

Whether a filter element can be cleaned depends on the filter material:

The standard version has wire mesh and may be cleaned repeatedly (see separate fact sheet)

Should other filter media have been used on customer request, then these generally cannot be cleaned (e.g. fibre mats and paper)

With proper cleaning (i.e. wire mesh and potting compounds remain intact), the number of cleaning cycles is limited only by accumulation of insoluble dirt in the mesh over time, blocking the pores. This results in increasing loss of pressure and shorter cleaning intervals.

The more fibrous, sticky and insoluble the dirt particles or the medium to be filtered, the faster the ageing effect.

Cleaning apparatus: We shall upon request gladly provide you with information on suitable cleaning equipment.

ATTENTION:

The wire mesh consists of thin, sensitive wires and therefore requires gentle cleaning!
To ensure proper filtration, the filter material must not be torn or damaged!

Materials Type B

End caps: 1.4301

Filter material: optimesh® wire mesh (10 - 100 µm) made of 1.4401
precimesh® wire mesh (< 10 µm; > 100 µm) made of 1.4401
Optional: glass fibre paper; filter paper; metal fibre mat (1.4404)

Seals: NBR, (alternatively FPM, special materials)

Potting compound: 2-component epoxy resin; other on request

Possible certifications

DIN ISO 2941 Hydraulic fluid power filter elements, collapsing/burst resistance tests.
DIN ISO 2942 Hydraulic fluid power filter elements, proof of manufacturing quality.
DIN ISO 2943 Hydraulic fluid power filter elements, proof of material compatibility with hydraulic fluids.
DIN ISO 3723 Hydraulic fluid power filter elements, method for end load test.
ISO 3968 Hydraulic fluid power - filters - evaluation of pressure drop versus flow characteristics.

fluidtech® Filter elements

Filter element conversion

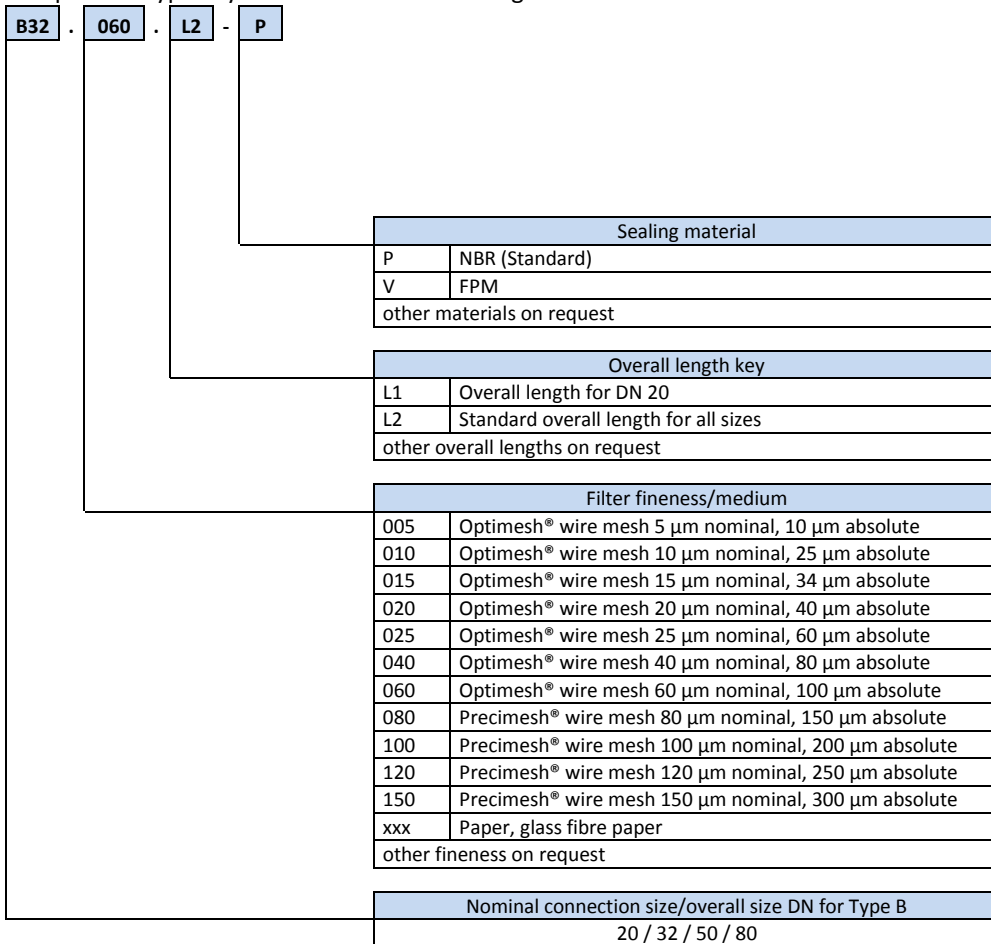
from Series FE to FE_B

Filter elements for filter 4.121/221/225



Product type keys for Type FE_B: (order example)

The product type key is shown on the sieve ring.



fluidtech® Filter elements

