


# With electronic components

## with UL94V-0 polyamide insulating body

- for overlapped circuits with varistor
- cross-connection possibility on lower level
- protection against overvoltage, transistor, pulse jamming
- class D protection according to DIN VDE 0675
- overvoltage category <2.5 KV, II (acc. to DIN VDE 0110.1)
- available in grey RAL 7042 and beige RAL 1001 colours



**DAS.4V...** type terminal blocks with varistor inserted as in **diagram 1**, restrict voltage peaks due to surges, indirect atmospheric discharges and inductive load switching and enable the equipment to pass the tests on immunity to the electromagnetic interference defined by the standards EN 61000-4-2 (electrostatic discharge), EN 61000-4-4 (fast transient/burst) and EN 61000-4-5 (surge test).

The varistors have a response time (20-25 ns) which is longer than that of the suppresser diodes (< 1 ns) and a higher response voltage, although they withstand much higher discharge currents. The high discharge current makes them suitable for uses with strong transients, with currents up to 4500 A pulse 8/20 ms.

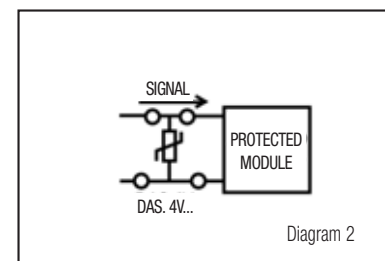
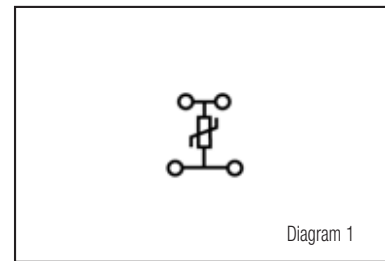
The range of models available provides a choice between rated voltages suitable for protecting both signals and power supply units with standard voltages of 24 V dc and 48 V dc or for power supply voltages of 120 V ac and 230 V ac.

The **DAS.4V...**, connected as shown in diagram 2, provides effective protection against differential mode interference for inputs and outputs of industrial PLC's, DCS's and PC's, signal conditioners and sensors, and also for power supply units of electronic equipment in general.

The **DAS.4V...** does not have a signal wiring direction to observe and the positive and negative polarity connection is carried out at both the upper and lower level.

The **/GR** tag indicates the grey colour version.

grey version	DAS.4/V.../GR
beige version	DAS.4/V...
(Ex)i version	
TECHNICAL CHARACTERISTICS	
function / type	2 levels with varistor
rated cross-section (mm <sup>2</sup> )	4
connecting capacity	
flexible (mm <sup>2</sup> )	0,2 ÷ 6
rigid (mm <sup>2</sup> )	0,2 ÷ 6
max. flexible with ferrule (mm <sup>2</sup> )-ferrule type	4 - WP40/16
rated voltage / rated current / gauge conf. to IEC 60947-7-1	630 V / 32 A / A4 (*)
rated voltage / rated current / AWG / tightening torque value UL	-
rated impulse withstand voltage / pollution degree	8 KV / 3
insulation stripping length (mm)	9
tightening torque value (test / max) (Nm)	0,5 / 1,2
height / width / thickness TH/35 7,5 mm	62 / 64 / 6
height / width / thickness TH/35 15 mm	70 / 64 / 6
height / width / thickness G32	66 / 64 / 6



### APPROVALS



Other approvals referring to DAS.4 standard version

TECHNICAL DATA	DAS.4/V24/GR	DAS.4/V48/GR	DAS.4/V120/GR	DAS.4/V230/GR
	Cat. No. DSV024GR	Cat. No. DSV048GR	Cat. No. DSV120GR	Cat. No. DSV230GR
	DAS.4/V24	DAS.4/V48	DAS.4/V120	DAS.4/V230
	Cat. No. DSV024	Cat. No. DSV048	Cat. No. DSV120	Cat. No. DSV230
Rated voltage	24	48	120	230
Vdc max. (Vcc)	31	85	180	350
Vac max.	25 Vac	60 Vac	140 Vac	275 Vac
Breakdown voltage (1 mA)	39 V ± 10%	100 V ± 10%	220 V ± 10%	430 V ± 10%
Max clamping voltage (V)	77 V	165 V	360 V	710 V
Response time	< 25 ns	< 25 ns	< 25 ns	< 25 ns
Isc pulse 8/20 μs (A)	500	2500	2500	2500
C (1 kHz)	4600 pF	1650 pF	610 pF	320 pF