

DIN Rail Mount Configurable Signal Conditioners



DRF Series



- ✓ Voltage, Current, Frequency, Resistance, Potentiometer, Thermocouple, RTD and Load Cell Input Modules
- ✓ Field Configurable Signal Ranges
- ✓ Provides up to 3500 Veff Isolation Between Input and Output and Power (Isolation is Model Specific)
- ✓ Compatible with Standard 35 mm DIN Rail

The DRF series DIN rail signal conditioners are designed to accept a broad range of input signals, such as ac and dc voltage and current, frequency, temperature (thermocouple and RTD), and process transducers, and provide standard process outputs of either 4 to 20 mA, or 0 to 10 Vdc. The DRF series feature a modern housing design, that is easily mounted on standard 35 mm DIN rails. Connections are safely and securely made through pluggable screw terminal connectors, with input and output connections on the opposite sides of the module.

Functionality

The DRF series are designed to maximize functionality. The front door of the housing provides easy access to span and offset potentiometers which may be used to field adjust the input and output signal range.

Isolation

The input, output and power circuits are isolated by 3500 volts of galvanic isolation. The isolation protects against potentially damaging voltages from passing through the signal conditioners into connected systems. The isolation also provides improved measurement accuracy by minimizing the effects of ground loops and electrical noise.

Outputs

Each DRF series signal conditioner is available with current and voltage output (only one may be used at a time). Available output types include 4 to 20 mA or 0 to 10 Vdc. Although pre-configured before shipping from the factory, the output may be changed through an internal jumper change.

Standard outputs are linear and proportional to the signal input. Thermocouple input modules feature special circuitry to linearize the output to the actual temperature rather than the non-linear signal produced by thermocouple sensors.



SPECIFICATIONS (Common to all Models)

Power: 24 Vdc $\pm 10\%$, 230 Vac $\pm 10\%$ 50/60 Hz, 115 Vac $\pm 10\%$ 50/60 Hz

Power Consumption: <3.8 VA

Output: 4 to 20 mA and 0 to 10 Vdc

Maximum Voltage Output: 11 Vdc approx.

Minimum Voltage Output: -1 Vdc approx.

Minimum Load Resistance (Voltage): ≥ 1 K Ω

Maximum Current Output: 22 mA approx.

Maximum Current Output: -1.5 mA approx.

Maximum Load Resistance (current): $\leq 400\Omega$

Accuracy: <0.2% or <0.3% depending on model

Linearity: <0.1% or <0.2% depending on model

Thermal Drift: <150 ppm/ $^{\circ}$ C or 250 ppm/ $^{\circ}$ C typical depending on model

Response Time: 70 mS (Process and DC input models); 250 mS (Temperature and AC input models)

Isolation*:

Input to Output: 3500 Veff

Power to Input: 3500 Veff

Power to Output: 3500 Veff (for AC powered models), 1K Veff (for dc powered models)

Electrical Connections: Plug-in screw terminals

Protection: IP-30

MECHANICAL DIMENSIONS

Weight:

(DC Powered): 120 g (4.2 oz)

(AC Powered): 200 g (7 oz)

Dimensions:

(DC Powered Models): 110 H x 22.5 W x 93 mm D (4.3 x 0.9 x 3.7")

(AC Powered Models):

110 H x 37 W x 93 mm D (4.3 x 1.46 x 3.7")

Operating Temperature: 0 to 60 $^{\circ}$ C (32 to 140 $^{\circ}$ F)

Storage Temperature: -20 to 70 $^{\circ}$ C (-4 to 158 $^{\circ}$ F)

*Tested True RMS, 60 sec. leak <1 mA

Load Cell Input Signal Conditioner

DRF-LC



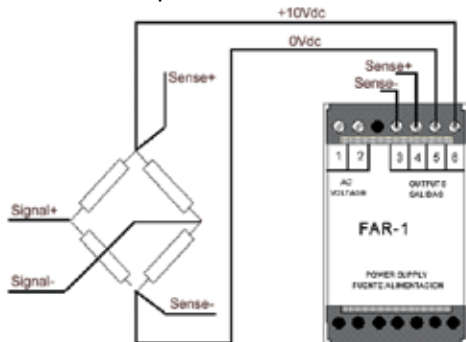
- For Load Cells with 1 mV/V, 2 mV/V and 3 mV/V Output
- Full Scale at 10 mV, 20 mV and 30 mV
- Pre-tare Jumpers at 50%, 25% and 0%
- Accuracy 0.2%
- Response Time < 75 ms
- Galvanic Isolation between Input, Output and Power

The DRF-LC signal conditioner accepts a load cell input and provides an isolated 0 to 10 Vdc or 4 to 20 mA output. Models are available with three different power options, 24 Vdc, 120 Vac and 240 Vac.

The DRF-LC are ideally suited for industrial applications. All models mount on a standard 35 mm DIN rail and provide galvanic isolation between input, output and power up to 3500 Veff (model specific). Module response time is 75 ms or less.

Specifications

- Accuracy:** <0.2% full scale
- Linearity:** <0.1% full scale
- Thermal Drift:** 250 ppm/°C typical (max <200ppm/°C)
- Response Time:** <75 ms (90% of signal)
- Bandwidth:** 20 Hz (-3dB)
- Pretare:** 50%, 25% and 0% by jumpers
- Impedance:** 5 MΩ
- Over Range Protection:** 15V max differential input



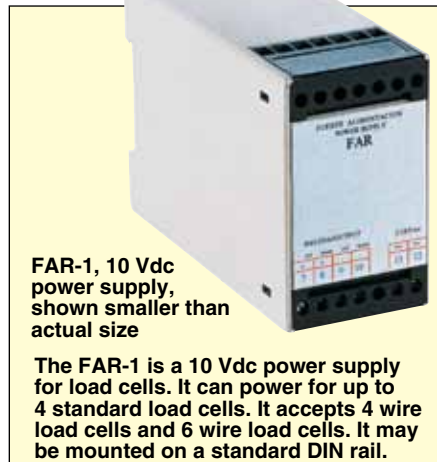
FAR-1 Power Supply with Load Cell

Input Range Table

| Range Code | Range |
|------------|------------|
| 10MV | 0 to 10 mV |
| 20MV | 0 to 20 mV |
| 30MV | 0 to 30 mV |

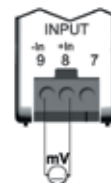


DRF-LC-230VAC-30MV-0/10, shown larger than actual size.



FAR-1, 10 Vdc power supply, shown smaller than actual size

The FAR-1 is a 10 Vdc power supply for load cells. It can power for up to 4 standard load cells. It accepts 4 wire load cells and 6 wire load cells. It may be mounted on a standard DIN rail.



Load Cell Input

To Order Visit omega.com/drif_series for Pricing and Details

| Model No. | Description |
|-----------------------|--|
| DRF-LC-(*)-(**)-(***) | Signal conditioner for load cell input |
| FAR-1 | 10 Vdc power supply |

* Specify power, "24Vdc" for 24 Vdc power, "115Vac" for 115 Vac power or "230Vac" for 230 Vac power

** Specify range code from the Input Range Table

*** Specify output, "4/20" for 4 to 20 mA output or "0/10" for 0 to 10 Vdc output

Ordering Example: DRF-LC-230VAC-30MV-0/10, signal conditioner for load cell input with a 0 to 30 mV input range, 0 to 10 Vdc output and 230 Vac power.