

N° :

Date : 6 juin 2018

SERVO MOTOR 095U3C300CACAA100190



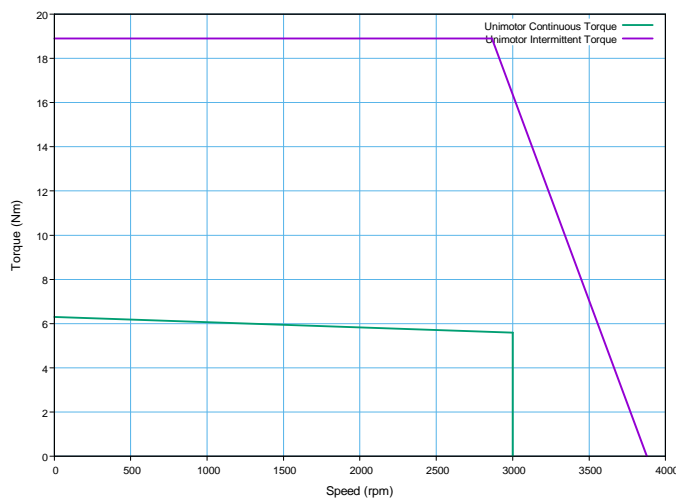
Definition

Type	Unimotor FM	
Frame Size (mm)	095	
Voltage	U	U - 400V
Magnet type	3	3 - Standard
Frame Length	C	
Speed (min-1)	30	3000
Brake	0 Unbraked	
Connection type	C C - Power 90° rotatable and Signal vertical	
Output shaft	A	Key
Feedback device code	CA CA - 4096 ppr Incremental encoder (CFS50)	
Inertia & thermistor	A	A - Standard
PCD	100	100 (FF 100 / 80)
Shaft Diameter	190	19j6 x 40,0 .
Fan box	-	
Classe d'isolation	F	
UL Motor / UL Stator	UL Motor / UL Stator	

Nominal characteristics

Motor Ambient Temperature (°C)	40	Drive Fsw (kHz)	12
Motor Stall Torque (N.m)	6,30	Stall Current (A)	3,90
Rated Torque (N.m)	5,60	Rated Current (A)	3,5
Motor Peak Torque (N.m)	18,90	I max (A)	11,81
Rated Power (kW)	1,76	Kt (Nm/A)	1,60
Winding Thermal Time Constant (s)	90	Ke (V/kmin-1)	98,00
Number of Poles	6	R (ph-ph) (Ohm)	4,67
Maximum Cogging (N.m)	0.08	L (ph-ph) (mH)	21,09
Inertia (kg.cm ²)	3,72	Weight (kg)	6,58
Ingress Protection Level (IP)	IP65		

Torque / speed graph

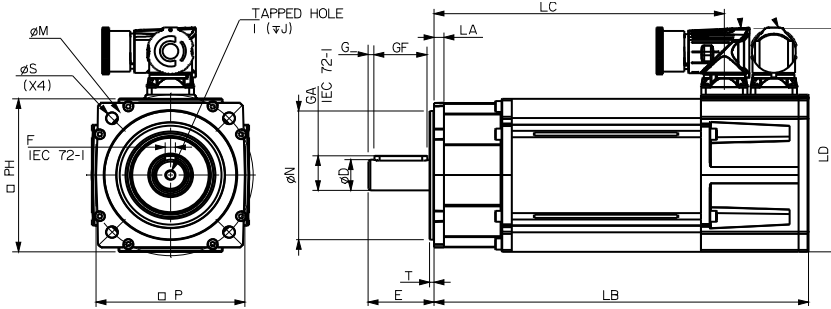


N° :

Date : 6 juin 2018

SERVO MOTOR 095U3C300CACAA100190 - Unimotor FM 095U3C300CACAA100190

Motor (° & mm)

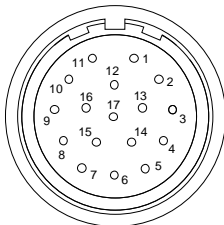


LB	Total length	286,90
LB1	length with hybrid box	221,60
L	Power connector position	235,90
LJ	Hybrid box position	221,60
LA	Flange thickness	5,9
T	Register Length	2,8
N	Register Diameter	80,0
LD	Power connector overall height	141,50
LD1	Signal connector overall height	123,80
P	Flange Square	90,0
S	Fixing Hole Diameter	7,0
M	Fixing hole PCD	100
PH	Motor Housing Width	95
D	Shaft Diameter	19j6
E	Shaft Length	40,0
GA	Key Height	21,5
GF	Key Length	32,0
G	Key to Shaft End	3,6
F	Key Width	6
I	Tapped Hole Thread Size	M6x1
J	Tapped Hole Depth	17,0
	Mounting Bolt	M6

Motor electrical interface

Feedback device code : CA - 4096 ppr Incremental encoder (CFS50)

Connection type : C - Power 90° rotatable and Signal vertical
 Section des fils : 4G1 (A)



- | | |
|---------|------------|
| 1 - CTP | 10 - A |
| 2 - CTP | 11 - Z |
| 3 - - | 12 - Z/ |
| 4 - U | 13 - A/ |
| 5 - U/ | 14 - B |
| 6 - V | 15 - B/ |
| 7 - V/ | 16 - Power |
| 8 - W | 17 - 0V |
| 9 - W/ | Screen |

