
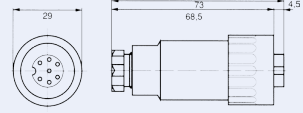

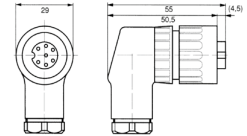

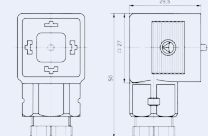

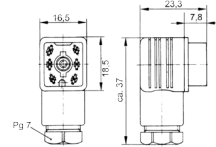

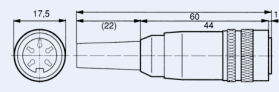

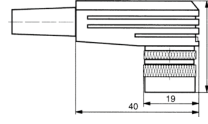

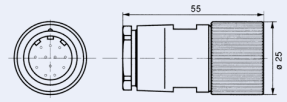

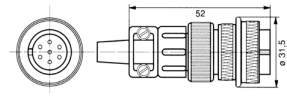



Connection types

No.	Illustration	Dimensions				
00	Cable connection (IP 65)	Standard:	2 m	AWI 40:	3 m	Colour code according to DIN 47100
01	Cable connection (IP 65)	Standard:	2 m	AWI 40:	3 m	
B, F	Cable connection (IP 65)	Standard:	1,5 m			
02	 IP 65	Material:	Plastic			
		Pole number:	6 + E			
		Total length:	77 mm			
						
03	 IP 65	Material:	Plastic			
		Pole number:	6 + E			
		Total length:	60 mm			
						
05	 IP 65	Material:	Plastic			
		Pole number:	3 + E			
		Total length:	40 mm			
						
07	 IP 65	Material:	Plastic			
		Pole number:	6			
		Total length:	33 mm			
						
08, 10	 IP 40	Material:	Brass			
		Pole number:	5 / 6			
		Total length:	62 mm			Please observe! When selecting this connection type, the degree of protection reduces to IP 40.
						
09, 11	 IP 40	Material:	Brass			
		Pole number:	5 / 6			
		Total length:	34 mm			Please observe! When selecting this connection type, the degree of protection reduces to IP 40.
						
12, 16, 17, D, H, I, Y	 IP 65	Material:	Brass			
		Pole number:	12/16/17			D = 12-pole clockwise H = 12-pole anticlockwise I = 9-pole clockwise Y = 17-pole clockwise
		Total length:	60 mm			
						
52	 IP 65	Material:	Aluminium			
		Pole number:	7 / 10			
		Total length:	52 mm			
						
54	 IP 40	Material:	Plastic			
		Pole number:	9 / 25			Please observe! When selecting this connection type, the degree of protection reduces to IP 40.
		Total length:	ca. 50 mm			
				