

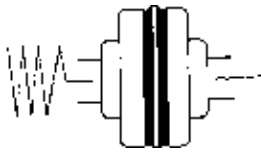
D-FLEX

PT COMPONENTS

D-FLEX ELASTOMERIC SLEEVE COUPLINGS

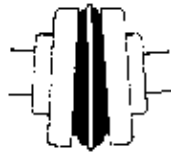
Flexibility and versatility accommodate shock-load, vibration, and misalignment. An economical solution for a wide variety of coupling applications.

The DODGE D-FLEX™ coupling features molded, non-lubricated, interchangeable elastomeric sleeves of EPDM, Neoprene, or Hytrel. Its four-way flexing action accommodates axial, angular, and parallel misalignment, as well as torsional wind-up. Plus, D-FLEX has a torque capacity up to 72,480 in-lbs. and horsepower range up to 2,000 HP at 1800 RPM.



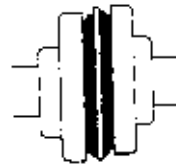
TORSIONAL

Torsionally flexible to accommodate shock, wind-up, and vibration



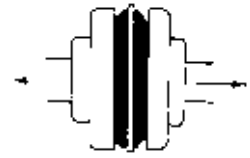
ANGULAR

Absorbs angular misalignment



PARALLEL

Minimizes radial bearing loads, absorbs parallel misalignment with less wear & energy loss



AXIAL

Allows for shaft end-float

D-FLEX Coupling Specifications

- Sizes: 3 to 16
- Bore Range: .375" to 6"
- O.D. Range: 2.06" to 18.88"
- Misalignment Capability*:
0.125° to 1° angular
0.01" to 0.062" parallel
0.03" to 0.125" axial

*Depending on size and design



Economical Type J-Flanges Offered in Four Sizes

- Bored-to-size, die-cast flanges
- Accommodate applications through 10 HP at 1750 RPM
- Available with EPDM or Neoprene sleeves
- Shaft attachment with two setscrews; one over the keyway and one at 65° for better shaft grip

Type S Couplings Feature Off-The-Shelf AGMA 9 Balanced Flanges

- High-strength, cast-iron flanges bored-to-size for clearance fit and balanced to AGMA 9 Standards
- Available as a reborable option
- Available with EPDM, Neoprene, or Hytrel sleeves
- Shaft attachment with two setscrews; one over the keyway and one at 65° for better shaft grip

Type B Couplings Offered With Standard QD Bushing

- Constructed from high-strength cast iron
- Available for use with EPDM or Neoprene sleeves
- Utilize QD bushings for shaft attachment

Type SC Spacer Couplings Satisfy Standard Spacing Requirements For Pump Applications

- Accommodate a wide range of shaft spacing
- Flanges dynamically balanced to AGMA Class 9 Standards
- Drop-out center for easy equipment maintenance
- Available with EPDM, Neoprene, or Hytrel sleeves
- H and HS shaft hubs bored-to-size for a slip fit or with a plain bore for reboring
- Shaft attachment with two setscrews; one over the keyway and one at 65° for better shaft grip
- Flattened design of the shaft hubs helps hold the shaft stationary while loosening or tightening Grade 8 bolts

D-FLEX RATINGS

Element Size	Max. Bore				Max RPM	EPDM & Neoprene		Hytrel	
	Straight Bore			Bushed		HP/100	Rated Torque (in-lbs)	HP/100	Rated Torque (in-lbs)
	STD Type J	STD Type S	Spacer Type SC	Type B					
3	7/8	–	–	–	9200	0.10	60	–	–
4	1	–	–	–	7600	0.19	120	–	–
5	1-1/8	1-1/4	1-1/8	–	7600	0.38	240	–	–
6	1-3/8	1-7/8	1-3/8	1-3/16	6000	0.71	450	2.90	1,800
7	–	1-7/8	1-5/8	1-3/16	5250	1.20	725	4.60	2,875
8	–	2-3/8	1-7/8	1-5/8	4500	1.80	1,135	7.20	4,530
9	–	2-7/8	2-1/8	1-15/16	3750	2.80	1,800	11.40	7,200
10	–	3-3/8	2-3/8	2-1/2	3600	4.60	2,875	18.00	11,350
11	–	3-7/8	2-7/8	2-13/16	3600	7.20	4,530	28.60	18,000
12	–	3-15/16	2-7/8	3-1/2	2800	11.40	7,200	50.00	31,500
13	–	4-1/2	3-3/8	3-15/16	2400	18.00	11,350	75.00	47,268
14	–	5	3-7/8	3-15/16	2200	28.60	18,000	115.00	72,480
16	–	6	–	4-1/2	1500	75.00	47,250	–	–

D-FLEX COUPLING SLEEVES

	EPDM RUBBER	NEOPRENE	HYTREL (1)
One-Piece Solid Construction	JE	JN	H
One-Piece Split Construction	JES	JNS	–
Two-Piece Construction	E	N	HS
Sizes Offered	3 - 10 JE, JES 4 - 16 E	3 - 10 JN, JNS 4 - 14 N	6 - 12 H, HS
Temperature Range	-30°F to +275°F	0°F to +200°F	-65°F to +250°F
Max Angular	1°	1°	1/4°
Max Parallel (2)	.010" -.062"	.010" -.062"	.010" -.035"
Axial End-Float (2) (3)	.03" -.125"	.03" -.125"	.06" -.125"
Torsional Flexibility	15° Wind Up	15° Wind Up	7° Wind Up
Application Use	General	Good Oil Resistance	Downsizing For Use Of Smaller Couplings

- (1) Do not use with J or B flanges or as a replacement for other sleeves
 (2) Depends on coupling size
 (3) Increase the E dimension by this amount to accommodate end float

D-FLEX FLANGE / SLEEVE COMPATIBILITY

Flange Style	EPDM		Neoprene		Hytrel	
	JE/JES	E	JN/JNS	N	H	HS
	1 Piece	2 Piece	1 Piece	2 Piece	1 Piece	2 Piece
Type J	✓	✓	✓	✓		
Type S	✓	✓	✓	✓	✓	✓
Type B Bushed	✓	✓	✓	✓		
SC Spacer	✓	✓	✓	✓	✓	✓



BALDOR

World Headquarters
 P.O. Box 2400, Fort Smith, AR 72902-2400 U.S.A., Ph: (1) 479.646.4711, Fax (1) 479.648.5792, International Fax (1) 479.648.5895

Baldor - Dodge
 6040 Ponders Court, Greenville, SC 29615-4617 U.S.A., Ph: (1) 864.297.4800, Fax: (1) 864.281.2433

www.baldor.com