

Cable-Extension Position Transducer

Precision Potentiometric Output
Ranges: 0-10 to 0-250 inches
Industrial Grade • High Cycle Applications



PT5A

Specification Summary:

GENERAL

Full Stroke Range Options 0-10 to 0-250 inches
 Output Signal Options voltage divider (potentiometer)
 Accuracy $\pm 0.25\%$ to $\pm 0.10\%$ full stroke *see ordering information*
 Repeatability $\pm 0.02\%$ full stroke
 Resolution essentially infinite
 Measuring Cable Options stainless steel or thermoplastic
 Enclosure Material hard anodized aluminum
 Sensor plastic-hybrid precision potentiometer
 Potentiometer Cycle Life *see ordering information*
 Maximum Measuring Cable Velocity *see ordering information*
 Maximum Retraction Acceleration *see ordering information*
 Weight 5 lbs. max.

ELECTRICAL

Input Resistance Options 500, 1K, 5K, 10K or bridge, *see ordering information*
 Power Rating, Watt 2.0 at 70°F derated to 0 at 250°
 Recommended Maximum Input Voltage 30 V (AC/DC)
 Output Signal Change Over Full Stroke Range 94% $\pm 4\%$ of input voltage

ENVIRONMENTAL

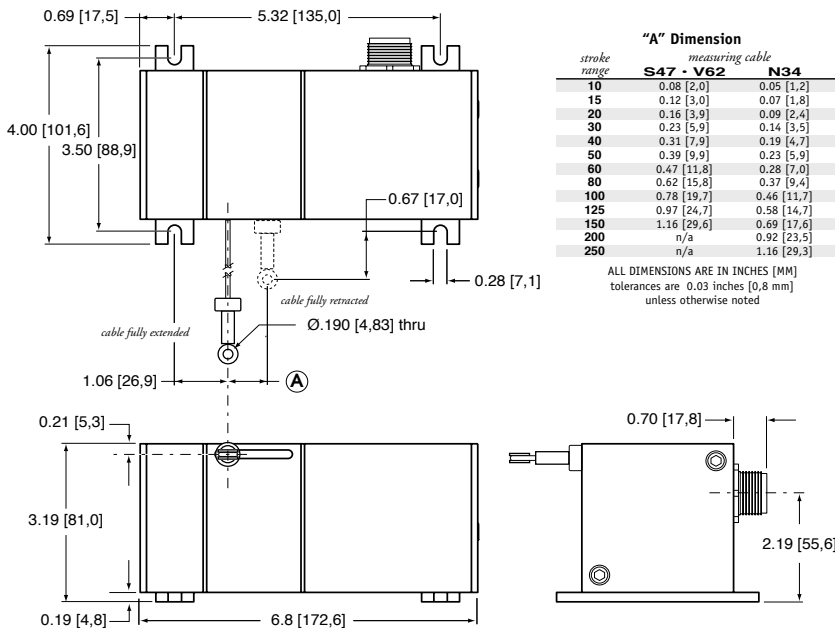
Enclosure NEMA 4/6, IP 65/67
 Operating Temperature -40° to 200°F (-40° to 90°C)
 Vibration up to 10 G's to 2000 Hz maximum



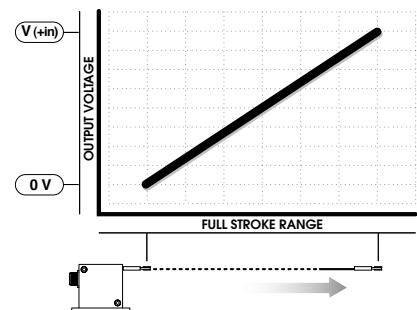
The PT5A potentiometric cable-extension transducer uses a unique thermoplastic cable that has virtually an infinite fatigue life. This cable, known as V62, has properties that are superior for high cycle and rugged applications.

Like Celesco's other transducers, the PT5A installs in minutes, functions properly without perfectly parallel alignment, and fits easily into small areas. The PT5A offers additional installation flexibility since its cable exit can be rotated relative to the mounting surface, providing four different cable exit orientations.

Outline Drawing



Output Signal



Ordering Information:

Model Number:

PT5A - _____ - _____ - _____ - _____ - _____
order code: **R** **A** **B** **C** **D**

Sample Model Number:

PT5A - 100 - N34 - FR - 500 - M6

- R** range: 100 inches
- A** measuring cable: .034 nylon-coated stainless
- B** cable exit: front
- C** output signal: 500 ohm potentiometer
- D** electrical connection: 6-pin plastic connector

Full Stroke Range:

R order code:	10	15	20	25	30	40	50	60	80	100	125	150	200	250
full stroke range, min:	10 in.	15 in.	20 in.	25 in.	30 in.	40 in.	50 in.	60 in.	80 in.	100 in.	125 in.	150 in.	200 in.	250 in.
accuracy (% of f.s.):	0.25%					0.15%					0.10%			
potentiometer cycle life:	2,500,000 cycles					500,000 cycles					250,000 cycles			
cable tension (20%):	41 ounces												21 ounces	
max. cable velocity/acceleration:	300 in./sec • 5 G's												120 in./sec • 2 G's	

Measuring Cable:

A order code:	N34	S47	V62
	.034 nylon-coated stainless steel <i>available in all ranges</i>	.047 stainless steel <i>all ranges up to 150 inches</i>	.062 thermoplastic <i>all ranges up to 150 inches</i>

Cable Exit:

B order code:	UP	DN	FR	BK
direction:	up	down	front	back
	inches [mm]			

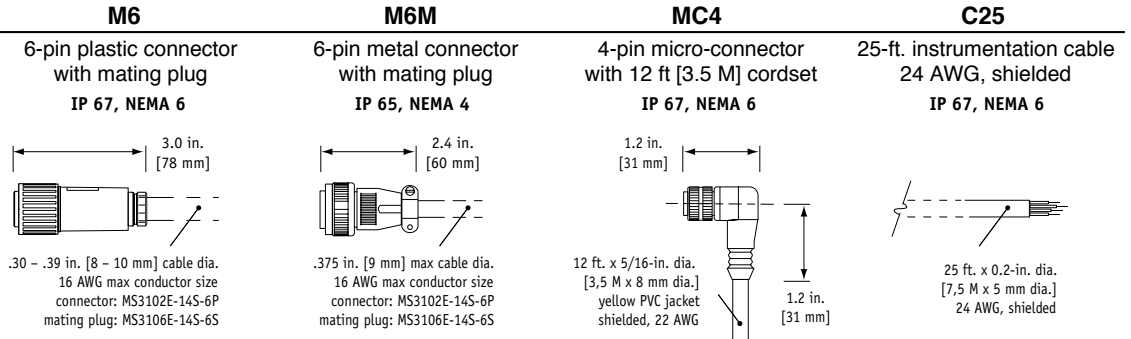
Output Signals:

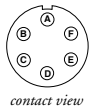

C order code:	500	1K	5K	10K	B
	500 ohm*	1000 ohm*	5000 ohm*	10,000 ohm*	adjustable bridge (0...30 mV/V)
	*tolerance = ±10%				full scale output: adjustable from 0 to 30mV/V zero adjust: from factory set zero to 50% of full stroke

Ordering Information (cont.)

Electrical Connection:

① order code:



6-pin mating plug:				4-pin mating plug and cord set:				25-ft. cable:			
	pin	standard	bridge		pin	color code	standard	bridge	color code	standard	bridge
	A	+IN	+IN		1	RED-BLK TR.	+IN	+IN	RED	+IN	+IN
	B	COMMON	-IN		2	RED-WHT TR.	COMMON	-IN	BLACK	COMMON	-IN
	C	+OUT	-OUT		3	RED	+OUT	+OUT	GREEN	+OUT	+OUT
	D	-	+OUT		4	GREEN	-	-OUT	WHITE	-	-OUT