

# XHS310 Datasheet

SINGLE-HEATED PRESSURE REGULATOR



Gas  
  Liquid  
  Diaphragm  
  Piston  
  Self-Venting  
  Non-Venting  
 Max Inlet: 414 bar (6,000 psi)  
 Max Outlet: 35 bar (510 psi)  
 Cv 0.06

SIDE-ENTRY (SE)



## INTRODUCING THE XHS310...

The XHS310 is an economical single heated regulator, available in side-entry (SE) or in-line (IL) heat transfer options to maintain sample gases in their vapour state.

The side-entry design can be used in applications where heat transfer is less critical, and where installations have height restrictions. The in-line design maximises the heat transfer area via a unique spiral machined heater sheath, which mixes the gas and ensures efficient heat transfer.

In addition, its electrical enclosure meets the requirements of IP66 and NEMA 4 specifications.

## ATEX MARKING

The marking on the equipment includes the following information:

Ex II 2 G

Ex d IIC Gb T3 Ta = -40°C to +55°C

IN-LINE (IL)



## STANDARD MATERIALS OF CONSTRUCTION

Other materials are available - please contact the office.

PART	MATERIALS
Body and Bonnet	AISI 316 / 316L Stainless Steel (UNS S31600 / S31603)
Main Valve Pin	AISI 316 / 316L Stainless Steel (UNS S31600 / S31603)
Soft Seat	PEEK™ or PCTFE
Valve Spring	Inconel® X750
Diaphragm	Inconel® X750
'O'-Ring Seals	FKM / FPM
Electric Enclosure	Feraloy Iron Alloy

## SPECIFICATION

Max. Rated Inlet Pressure	414 bar (6,000 psi)
Outlet Ranges	Up to 35 bar (510 psi)
Design Proof Pressure	150% max. working pressure
Seat Leakage	In accordance with ANSI/FCI 70-3
Weight	4.8kg (10.6lbs)

## FEATURES AND BENEFITS

### 1 SIDE-ENTRY OR IN-LINE

Choice of heater cartridge position caters for various application requirements.

### 2 100W HEATER CARTRIDGE

Efficient heater to maintain sample gases in their vapour state.

### 3 ATEX / IECEx CERTIFIED

Certified for use in category 2 zone 1 hazardous areas.

### 4 INCONEL® X750 DIAPHRAGM

For ultimate strength and reliability on clean or corrosive applications.

**NOTE:** Product availability and specifications contained herein are subject to change without notice. Consult local distributor or factory for potential revisions and/or service related issues. Pressure Tech Ltd support with product selection recommendations only - it is the users responsibility to ensure the product is suitable for their specific application requirements.



DESIGNED AND BUILT IN THE UK

## PRESSURE TECH LTD

Unit 24, Graphite Way, Hadfield, Glossop, Derbyshire, UK, SK13 1QH

T +44 (0)1457 899 307

E info@pressure-tech.com

W www.pressure-tech.com

030419

PAGE:  
1 OF 4

# XHS310 Datasheet

## SINGLE-HEATED PRESSURE REGULATOR

**PRESSURE TECH**

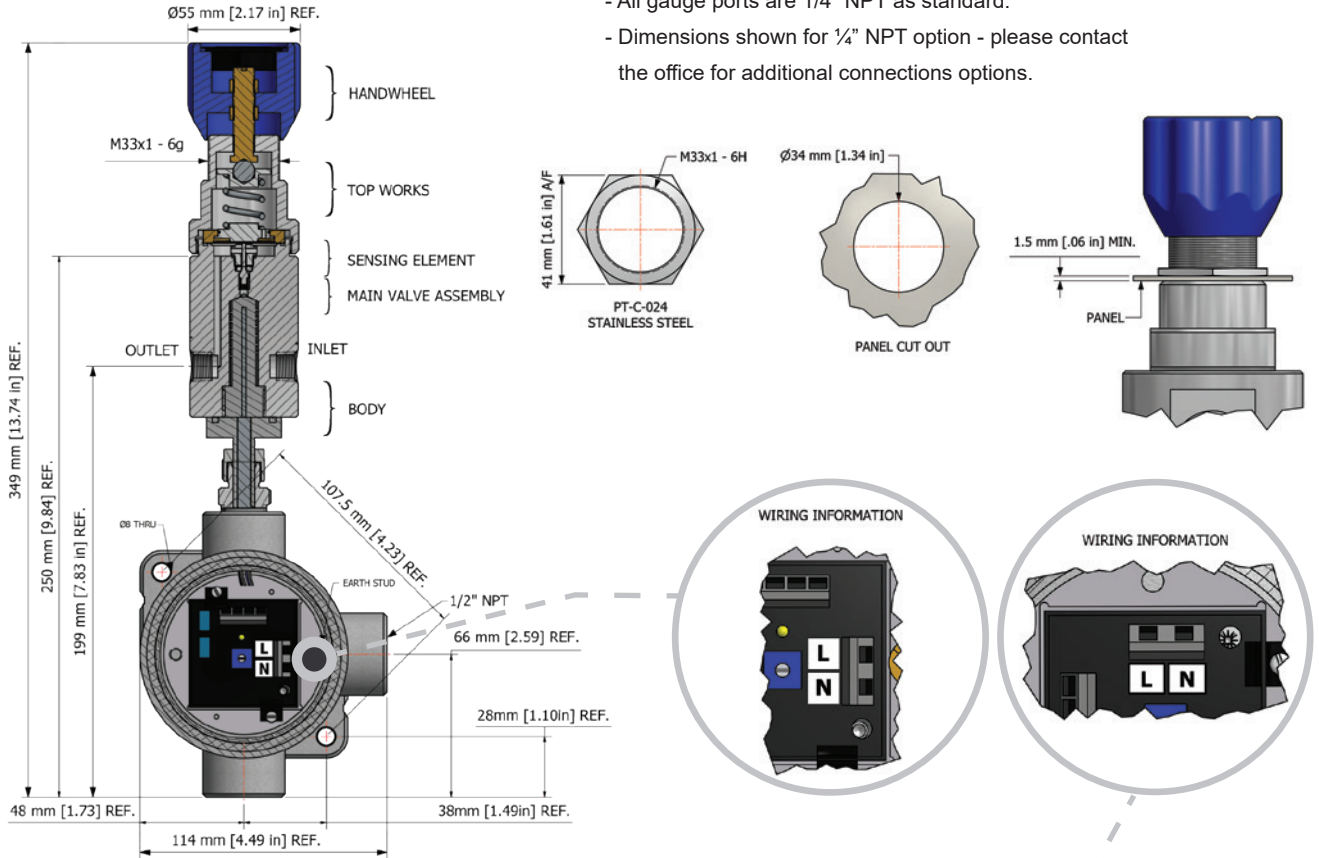
● Gas ● Liquid | ● Diaphragm ● Piston | ● Self-Venting ● Non-Venting | Max Inlet: 414 bar (6,000 psi) | Max Outlet: 35 bar (510 psi) | Cv 0.06

### DRAWINGS AND INSTALLATION DIMENSIONS

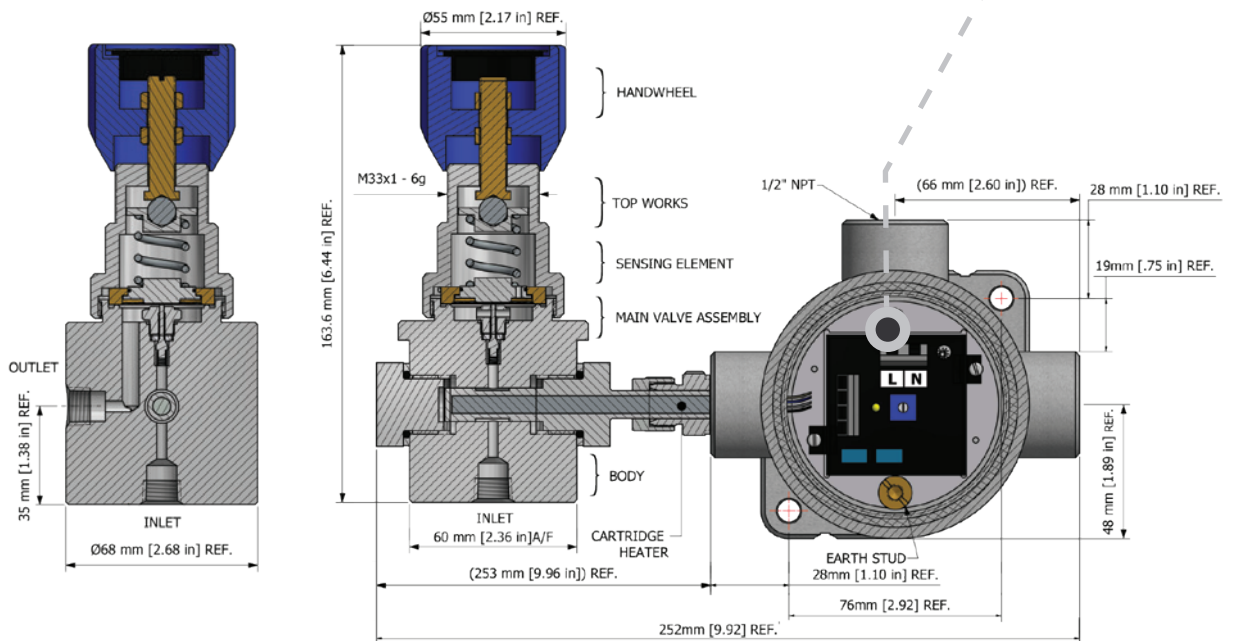
Note:

- All gauge ports are 1/4" NPT as standard.
- Dimensions shown for 1/4" NPT option - please contact the office for additional connections options.

IN-LINE



SIDE-ENTRY



**NOTE:** Product availability and specifications contained herein are subject to change without notice. Consult local distributor or factory for potential revisions and/or service related issues. Pressure Tech Ltd support with product selection recommendations only - it is the users responsibility to ensure the product is suitable for their specific application requirements.



DESIGNED AND BUILT IN THE UK

**PRESSURE TECH LTD**

Unit 24, Graphite Way, Hadfield, Glossop, Derbyshire, UK, SK13 1QH

T +44 (0)1457 899 307

E info@pressure-tech.com

W www.pressure-tech.com

030419

PAGE:  
2 OF 4

# XHS310 Datasheet

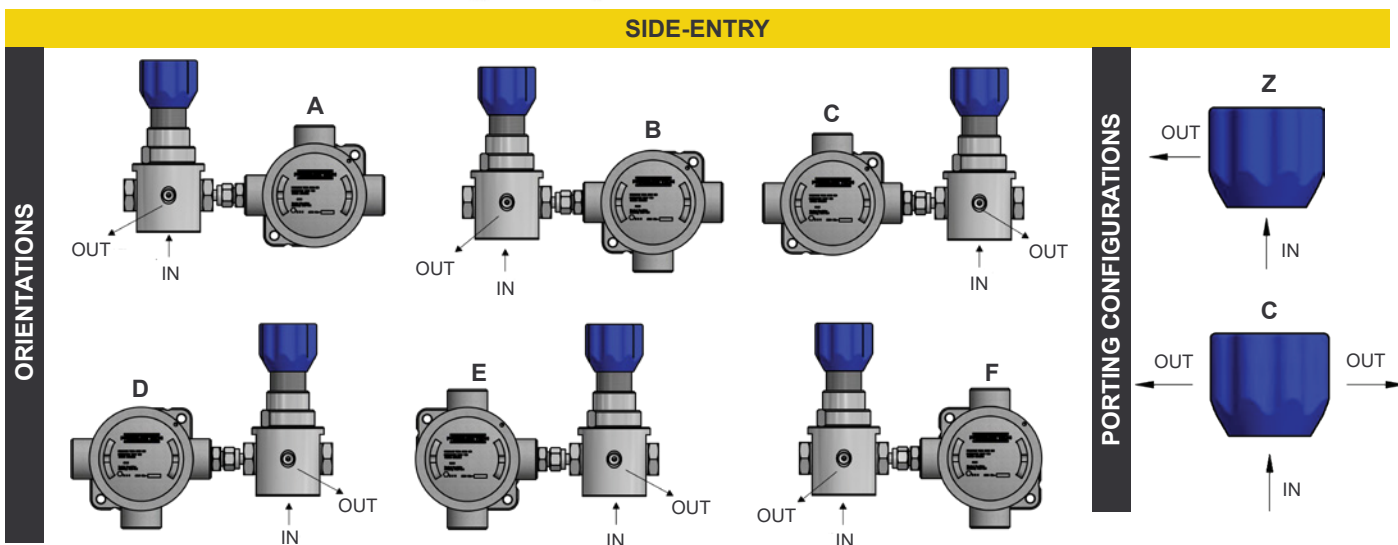
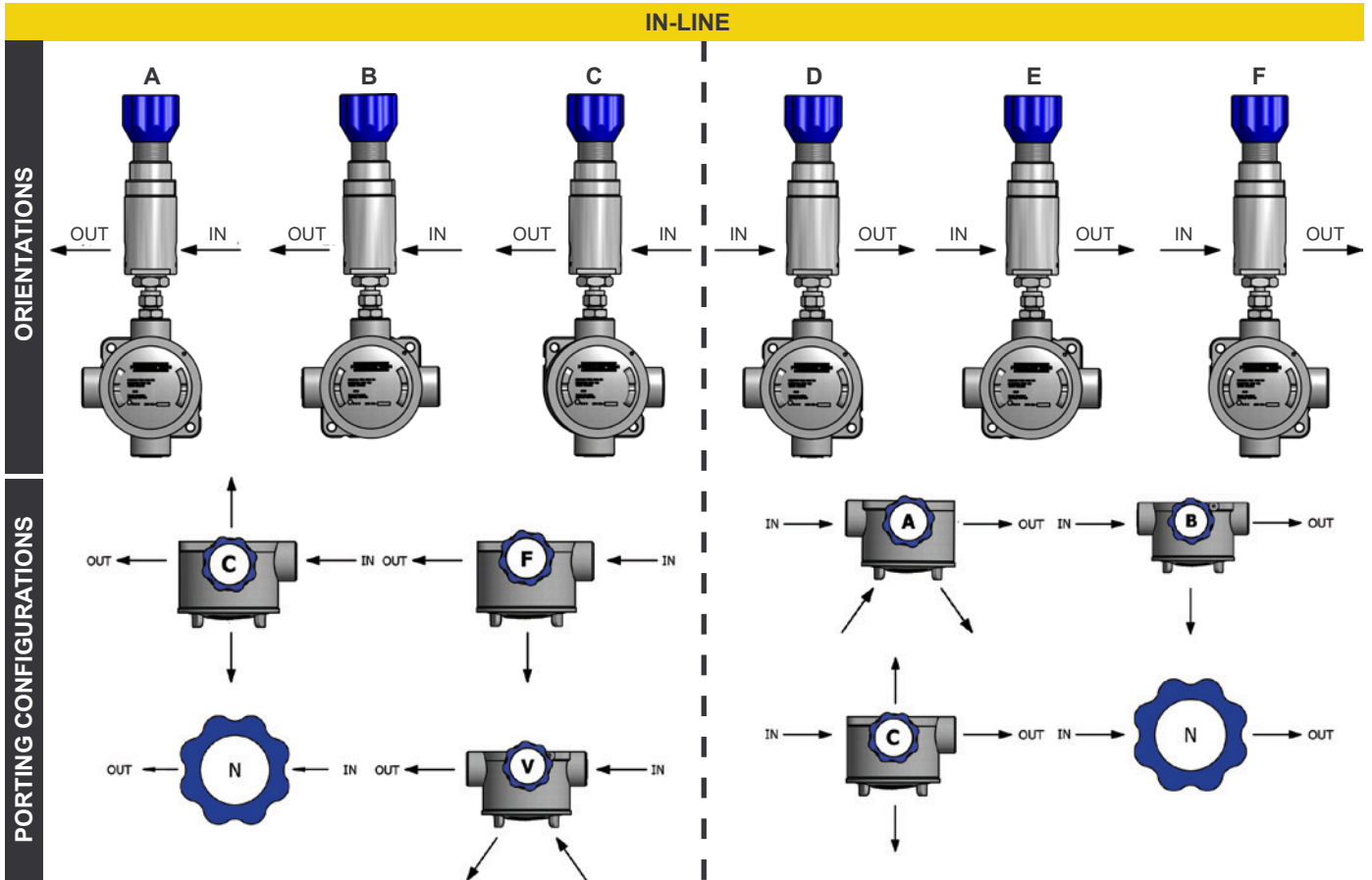
## SINGLE-HEATED PRESSURE REGULATOR



Gas    Liquid   |    Diaphragm    Piston   |    Self-Venting    Non-Venting   |   Max Inlet: 414 bar (6,000 psi)   |   Max Outlet: 35 bar (510 psi)   |   Cv 0.06

### ASSEMBLY ORIENTATIONS

To select a valid assembly, choose your required orientation and then combine with a compatible porting configuration. Please note - gauge ports must be in a forward-facing position.



**NOTE:** Product availability and specifications contained herein are subject to change without notice. Consult local distributor or factory for potential revisions and/or service related issues. Pressure Tech Ltd support with product selection recommendations only - it is the users responsibility to ensure the product is suitable for their specific application requirements.



DESIGNED AND BUILT IN THE UK

**PRESSURE TECH LTD**  
 Unit 24, Graphite Way, Hadfield, Glossop, Derbyshire, UK, SK13 1QH  
 T +44 (0)1457 899 307  
 E info@pressure-tech.com  
 W www.pressure-tech.com

030419

PAGE: 3 OF 4

# XHS310 Datasheet

SINGLE-HEATED PRESSURE REGULATOR



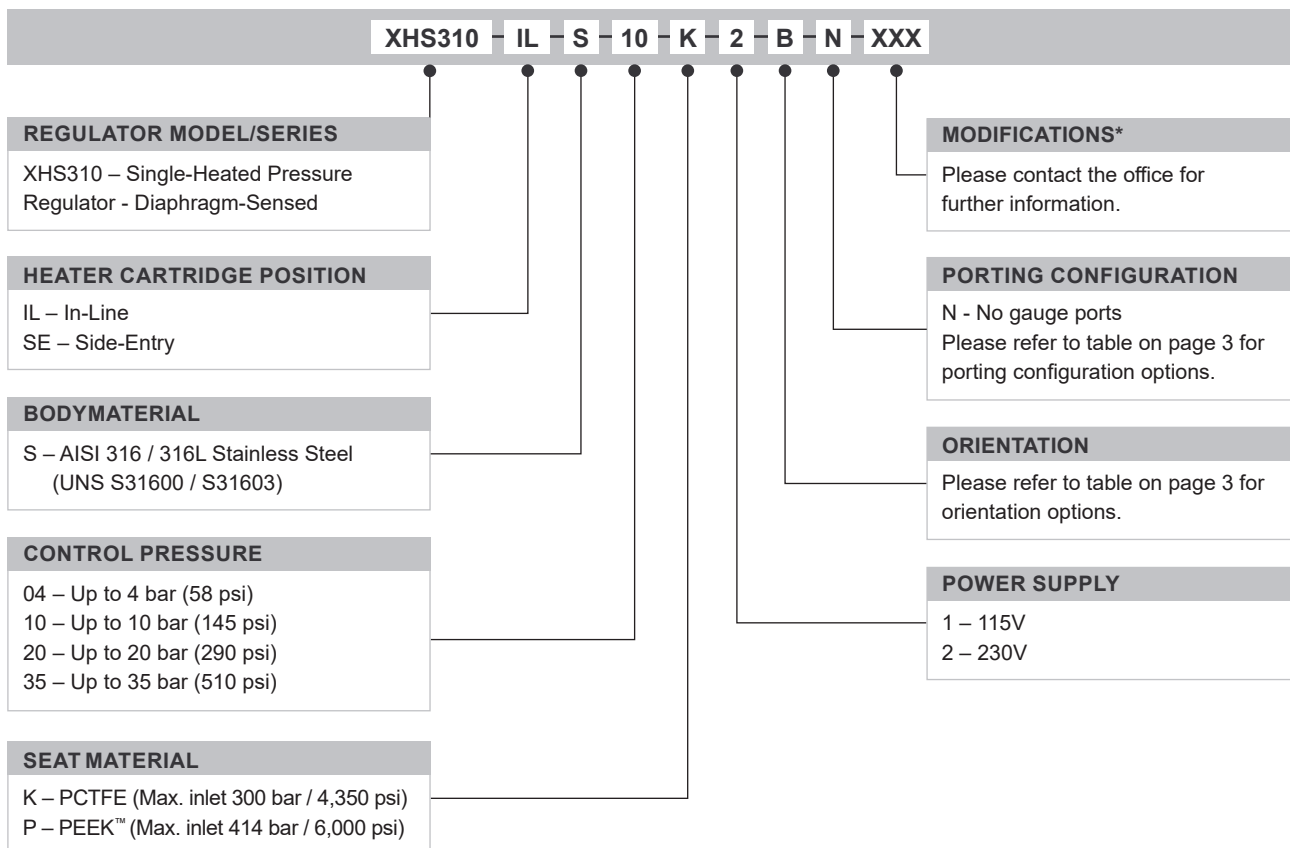
Gas    Liquid   |    Diaphragm    Piston   |    Self-Venting    Non-Venting   |   Max Inlet: 414 bar (6,000 psi)   |   Max Outlet: 35 bar (510 psi)   |   Cv 0.06

## FLOW CURVE

Please contact the office for further information.

## ORDERING INFORMATION

To build a Pressure Tech part number, simply combine the characters identified below in sequence:



OPTIONAL EXTRAS		
	PART NUMBER	DESCRIPTION
Service Kit	SRK-LF310...	Various options available
Panel Mounting Ring	PT-C-024	-

*Note:*  
Ancillary Equipment also available

**TRADEMARKS:** PEEK™ is a trademark of Victrex PLC  
 Inconel® is a registered trademark of Inco Alloys International

\* Where applicable  
 \*\* Other materials may be available - please contact the office

**NOTE:** Product availability and specifications contained herein are subject to change without notice. Consult local distributor or factory for potential revisions and/or service related issues. Pressure Tech Ltd support with product selection recommendations only - it is the users responsibility to ensure the product is suitable for their specific application requirements.



DESIGNED AND BUILT IN THE UK

**PRESSURE TECH LTD**  
 Unit 24, Graphite Way, Hadfield, Glossop, Derbyshire, UK, SK13 1QH  
 T +44 (0)1457 899 307  
 E info@pressure-tech.com  
 W www.pressure-tech.com

030419

PAGE:  
4 OF 4