

enclosures: size "77.27"


- standard page: 198 ÷ 202
- for 180 °C page: 208
- aggressive environments page: 209
- EMC page: 210

panel supports:

- COB page: 258 ÷ 259

- features according to EN 61984:
- 16A 400V 4kV 2**
- UL, CSA, CCC, GL certified
- for maximum current load, see the insert load curve section on page 31

**inserts,
screw terminal connections**



description

part No.

indirect, with plate 1)
female inserts with female contacts
male inserts with male contacts

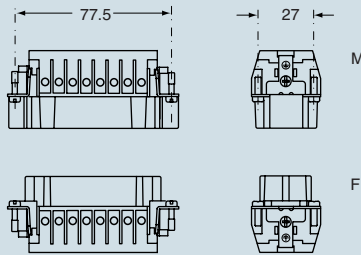
CNF 16
CNM 16

indirect, with plate 1), use in up to 180 °C
female inserts with female contacts, brown
male inserts with male contacts, brown

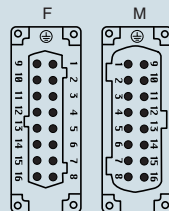
CNF 16 RY
CNM 16 RY

1) for non-prepared conductors

dimensions in mm



contacts side (front view)



- inserts with plate, for section conductors:
0.75 ÷ 2.5 mm² - AWG 18 ÷ 14
- torsion couple recommended for conductor fastening
screws and stripping length see section feature of
inserts on page 13

dimensions indicated are not binding
and may be changed without notice

CN