


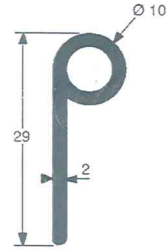
Jointes caoutchouc



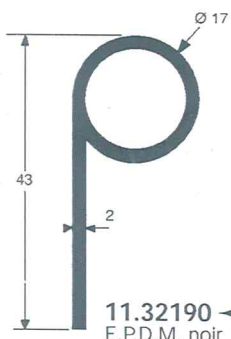
Rubber profiles



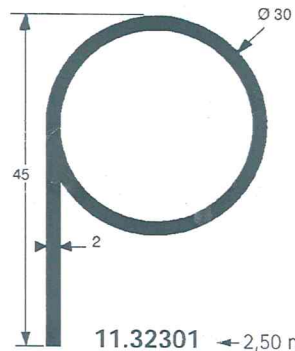
11.32191 ← 50 m →
E.P.D.M. noir.
Black E.P.D.M.



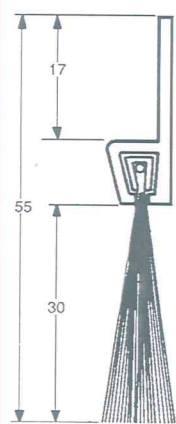
11.03198 ← 50 m →
E.P.D.M. noir.
Black E.P.D.M.



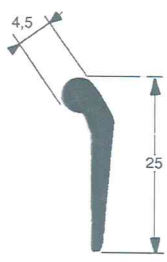
11.32190 ← 25 m →
E.P.D.M. noir.
Black E.P.D.M.



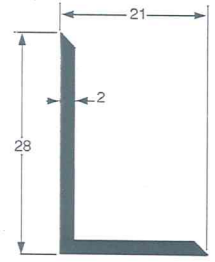
11.32301 ← 2,50 m →
S.B.R. noir.
Black S.B.R.



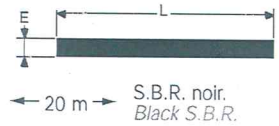
11.32600 ← 2 m →
Brosse sur profil alu.
Aluminium brush seal.



11.03122 ← 100 m →
E.P.D.M. noir.
Black E.P.D.M.

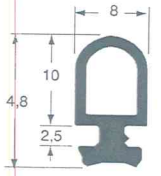


11.03145 ← 25 m →
E.P.D.M. noir.
Black E.P.D.M.



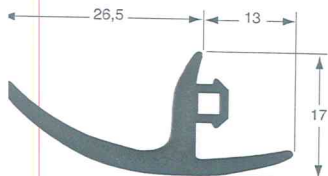
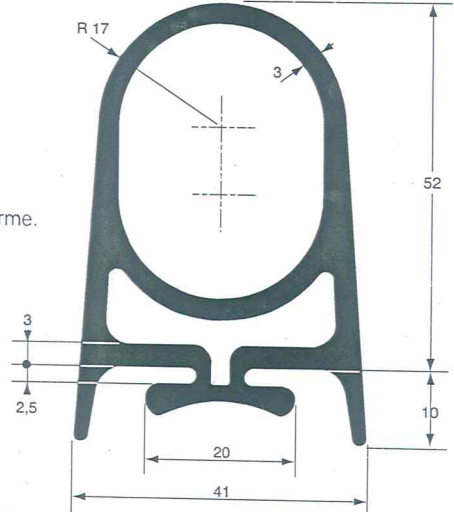
← 20 m → S.B.R. noir.
Black S.B.R.

Référence	L x E (mm)
11.03240F	30 x 2
11.03240H	40 x 2
11.03240J	50 x 2
11.03240K	60 x 2
11.03240M	80 x 2
11.03240P	100 x 2

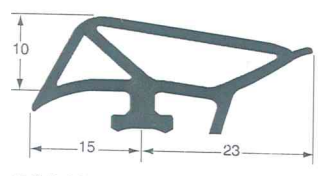


12.32559 ← 20 m →
E.P.D.M. noir.
Black E.P.D.M.

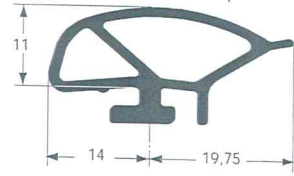
12.32560 ← 3 m →
E.P.D.M. noir,
pour hayon élévateur isotherme.
Black E.P.D.M., for
isothermal elevator tailgate.



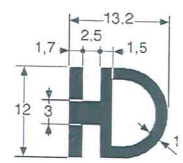
E.P.D.M. noir.
Black E.P.D.M.
12.32556 ← 3,20 m →
12.32556CO ← 30 m →
12.32556GR ← 20 m →
Noir, gris.
Same grey.



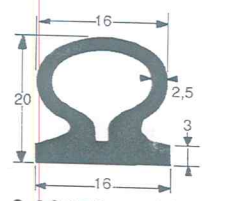
E.P.D.M. noir.
Black E.P.D.M.
12.32555 ← 20 m →
12.32555CO ← 50 m →



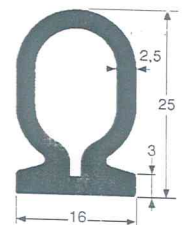
E.P.D.M. noir.
Black E.P.D.M.
12.32564 ← 18 m →
12.32564CO ← 50 m →



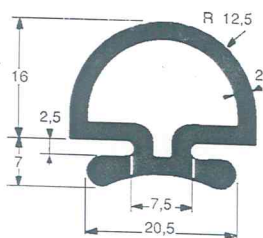
12.32557 ← 25 m →
E.P.D.M. noir.
Black E.P.D.M.




2.03173 ← 2,20 m →
E.P.D.M. noir.
Black E.P.D.M.



12.03174 ← 1,60 m →
E.P.D.M. noir.
Black E.P.D.M.



E.P.D.M. noir.
Black E.P.D.M.
12.32554 ← 4 m →
12.32554CO ← 20 m →



11.32341 ← 3 m →
E.P.D.M. noir.
Black E.P.D.M.