

Pressure Controls Series PS1 / PS2

Features

- Adjustable pressure range
- Automatic and manual reset versions
- Flare and solder connections
- Chatter-resistant (bounce-free) contacts
- High operational current, locked rotor max. 144 Amps (LRA)
- Standard SPDT with same operational current rating for both contacts
- Dual pressostat with two separate SPDT for high and low pressure side
- Including sealable blocking plate and mounting screws





Options (minimum lot size 100 pieces)

- Convertible reset to reduce stock
- Further pressure connections
- Factory set to customer specification

Technical Data PS1 / PS2

| | |
|---|---|
| Type of Contacts | 1 SPDT for PS1 2 separate SPDT for PS2 |
| Inductive Amp. (AC15) Inductive Amp. (DC13) | 10 A / 230V AC 0.1 A / 230V DC |
| Motor Rating, Full Load Amp. Motor Rating, Locked Rotor Amp. | 24 A / 120/240V AC 144 A / 120/240V AC |

Standards

-  per Low Voltage Directive
-  per PED Directive 97/23 EG. TÜV appr. versions only
- Manufactured and tested to  standards on our own responsibility
-  Underwriter Laboratories (File Nr. E85974)
- German Lloyd for use on ships, when equipped with marine-type cable gland



| | |
|--|-------------------------|
| Protection acc. EN 60529 / IEC 529 | IP 44 |
| Ambient Temperature Range Max. Temperature at Pressure Connection | -50°C .. +70°C +70°C |
| Vibration Resistance (10 to 1000 Hz) | 4 g |
| Cable Entry | Grommet PG 16 |
| Locking Device | Blocking Plate |
| Mounting Screws | M4 / UNC 8-32 |

Single Pressure Controls PS1

| Type | Part No. | Adjustment Range | | Lowest Setpoint bar | Factory Setting bar | Leakage Test Pressure bar | Pressure Connection |
|-------------------------------|-----------|--------------------|--|---------------------|---------------------|---------------------------|---------------------|
| | | Upper Setpoint bar | Differential bar | | | | |
| Low Pressure Controls | | | | | | | |
| PS1-A3A | 4 370 700 | -0.5 ... 7 | 0.5 ... 5 | -0.9 | 3.5 / 4.5 | 24 | 7/16"-20 UNF |
| PS1-A3K | 4 370 600 | | | | | | capillary/nut |
| PS1-A3L | 4 714 945 | | | | | | cap./solder |
| PS1-A3U | 4 712 201 | | | | | | solder 6 mm |
| PS1-A3X | 4 713 430 | | | | | | solder 1/4" |
| PS1-R3A | 4 350 100 | -0.5 ... 7 | external reset approx. 1 bar above setpoint | -0.9 | 3.5 | 24 | 7/16"-20 UNF |
| PS1-R3K | 4 713 431 | | | | | | capillary nut |
| High Pressure Controls | | | | | | | |
| PS1-A5A | 4 350 500 | 6 ... 31 | 2 ... 15 | 3 | 16 / 20 | 35 | 7/16"-20 UNF |
| PS1-A5K | 4 370 400 | | | | | | capillary nut |
| PS1-A5L | 4 715 136 | | | | | | cap./solder |
| PS1-A5U | 4 713 325 | | | | | | solder 6 mm |
| PS1-A5X | 4 713 434 | | | | | | solder 1/4" |
| PS1-R5A | 4 350 700 | 6 ... 31 | ext. manual reset approx. 3 bar below setpoint | - | 20 | 35 | 7/16"-20 UNF |
| PS1-R5K | 4 370 300 | | | | | | capillary nut |

Single Pressure Controls Series PS1 TÜV / EN 12263

| Type | Part No. | Adjustment Range | | Lowest Setpoint bar | Factory Setting bar | Leakage Test Pressure bar | Pressure Connection |
|--|-----------|--------------------|---|---------------------|---------------------|---------------------------|---------------------|
| | | Upper Setpoint bar | Differential bar | | | | |
| Pressure Limiter for Low Pressure Protection PSL - Automatic Reset | | | | | | | |
| PS1-W3A | 4 368 300 | -0.5 ... 7 | 0.5 ... 5 | -0.9 | 3.5 / 4.5 | 24 | 7/16"-20 UNF |
| PS1-W3U | 4 713 437 | | | | | | solder 6 mm |
| Pressure Cut Out for Low Pressure Protection PZL - External Reset | | | | | | | |
| PS1-B3A | 4 470 400 | -0.5 ... 7 | external reset approx. 1 bar above setpoint | -0.9 | 3.5 | 24 | 7/16"-20 UNF |
| PS1-B3U | 4 715 141 | | | | | | solder 6 mm |
| Pressure Limiter for High Pressure Protection PSH - Automatic Reset | | | | | | | |
| PS1-W5A | 4 353 200 | 6 ... 31 | 2 ... 15 | 3 | 16 / 20 | 35 | 7/16"-20 UNF |
| PS1-W5K | 4 359 100 | | | | | | capillary/nut |
| PS1-W5U | 4 713 439 | | | | | | solder 6 mm |
| Pressure Cut Out for High Pressure Protection PZH - External Manual Reset | | | | | | | |
| PS1-B5A | 4 353 300 | 6 ... 31 | external reset approx. 3 bar below setpoint | - | 20 | 35 | 7/16"-20 UNF |
| PS1-B5U | 4 712 332 | | | | | | solder 6 mm |
| Safety Pressure Cut Out for High Pressure Protection PZHH - Internal Manual Reset | | | | | | | |
| PS1-S5A | 4 368 400 | 6 ... 31 | internal reset approx. 3 bar below setpoint | - | 21 | 35 | 7/16"-20 UNF |
| PS1-S5U | 4 711 591 | | | | | | solder 6 mm |