

Power PCB Relay RPII/2

- 2 pole 8 A, 2 form C (CO) or 2 form A (NO) contacts
- 4 kv/8 mm coil contact
- Twin contacts available



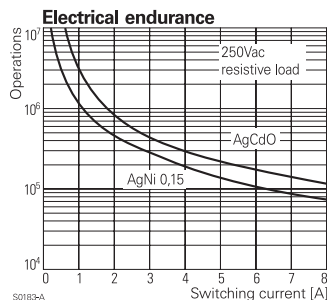
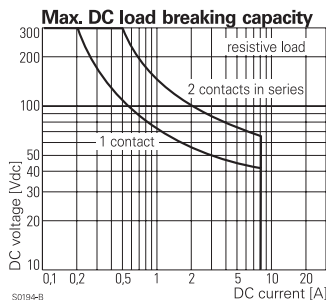
Applications
Domestic appliances, UPS



Approvals	
VDE Cert. No. 40025448, UL E214024	
Technical data of approved types on request	

Contact Data	
Contact configuration	2 form C (CO) or 2 form A (NO)
Rated voltage / max.switching voltage AC	250 VAC
Max. switching voltage	400 VAC
Rated voltage	8 A (UL: 10A)
Limiting making capacity, max 4 s, duty factor 10%	14 A
Breaking capacity max.	2000 VA
Contact material	AgCdO, AgNi0.15 gold flashed
Frequency of operation with / without load	600 / 72000 h ⁻¹
Operate/release time typ.	9/3 ms
Bounce time typ., form A/form B	2/3 ms

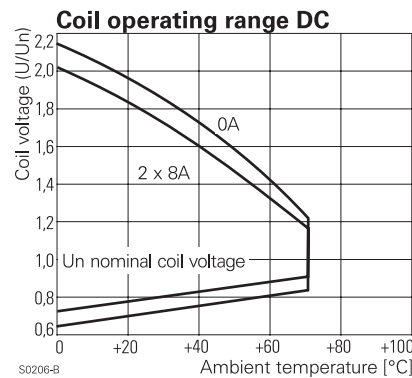
Contact ratings			
Type	Contact	Load	Cycles
IEC61810			
RP420/421	A (NO)	8A, 250 VAC, resistive, 35°C	100x10 ³
RP420	A (NO)	5A, 250 VAC, resistive, 70°C	30x10 ³
UL508			
RP420	C (CO)	10A, 250 VAC, gen. purp, 70°C	6x10 ³



Coil Data	
Coil voltage range	5 to 110VDC
Operative range, IEC 61810	2

Coil versions, DC coil					
Coil code	Rated voltage VDC	Operate voltage VDC	Release voltage VDC	Coil resistance Ω±10% ¹⁾	Rated coil power mW
005	5	3.5	0.5	54	500
006	6	4.2	0.6	68	500
012	12	8.4	1.2	270	500
024	24	16.8	2.4	1100 ¹⁾	500
048	48	33.6	4.8	4400 ¹⁾	500
060	60	42.0	6.0	6540 ¹⁾	500
110	110	77.0	11.0	23100 ¹⁾	500

¹⁾ Coil resistance ±15%.
All figures are given for coil without pre-energization, at ambient temperature +20°C.
Other coil voltages on request.



Insulation Data	
Initial dielectric strength	
coil-contact circuit	4000V _{rms}
open contact circuit	1000V _{rms}
adjacent contact circuits	2500V _{rms}
Clearance/creepage	
coil-contact circuit	≥8/8mm
Material group of insulation parts	IIIa

Power PCB Relay RPII/2 (Continued)

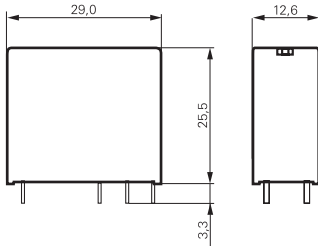
Other Data

Material compliance: EU RoHS/ELV, China RoHS, REACH, Halogen content refer to the Product Compliance Support Center at www.te.com/customersupport/rohssupportcenter

Ambient temperature	-40 to +70°C
Category of environmental IEC 61810	RTII - flux proof, RTIII - wash tight
Vibration resistance (functional), form A/form B, 30 to 150Hz	11/1.5g
Shock resistance (destructive)	100g
Terminal type	PCB-THT
Resistance to soldering heat THT, IEC 60068-2-20	
flux-proof version	270°C / 10s
wash-tight version	260°C / 5s
Relay weight	18g
Packaging unit	tube/20 pcs., box/500 pcs.

Dimensions

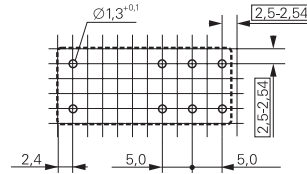
Dimensions in mm



S0273-AB

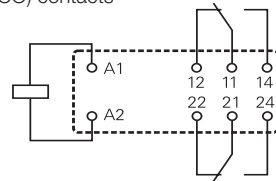
PCB layout / terminal assignment

Bottom view on solder pins
Dimensions in mm



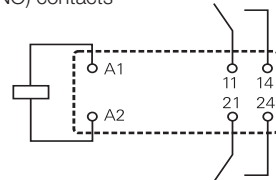
S0163-CO

2 form C (CO) contacts



S0163-BJ

2 form A (NO) contacts



S0163-BK

Product code structure

Typical product code **RP 4 2 0 024**

Type

RP Power PCB Relay RPII/2

Version

4 8A, flux proof **8** 8A, wash tight

Contact arrangement

2 2 form C (2 CO) **4** 2 form A (2 NO)

Contact material

1 AgNi0.15 gold flashed **0** AgCdO

Coil

Coil code: please refer to coil versions table

Product code	Version	Contacts	Cont. material	Pinning	Part number	
RP420006	Flux proof, 8A	2 form C (CO) contacts	AgCdO	6VDC	4-1393234-8	
RP420012				12VDC	5-1393234-0	
RP420024				24VDC	5-1393234-1	
RP420048				48VDC	5-1393234-2	
RP421012	Wash tight, 8A	2 form A (NO) contacts	AgNi0.15	12VDC	6-1393234-7	
RP421024				24VDC	6-1393234-8	
RP421110				110VDC	7-1393234-1	
RP820012				12VDC	9-1393234-0	
RP820024			AgCdO	24VDC	9-1393234-2	
RP821012				AgNi0.15	12VDC	1393845-4
RP821024					24VDC	1393845-5

This list represents the most common types and does not show all variants covered by this datasheet. Other types on request.

Mouser Electronics

Authorized Distributor

Click to View Pricing, Inventory, Delivery & Lifecycle Information:

[TE Connectivity:](#)

[RP420024](#)