

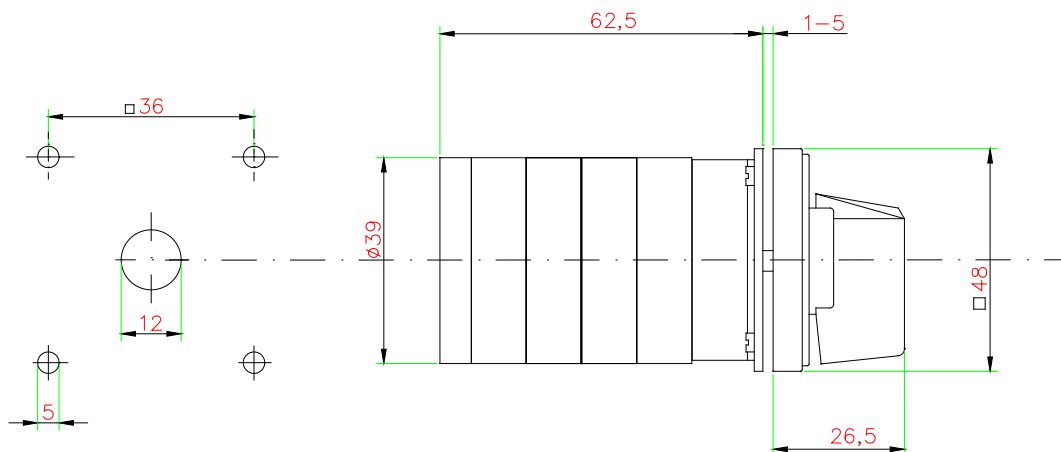
1. RATED DATA

Type, diagram No. and mounting form (KONCAR)	GN20-8267-U4V
Customer	
Mounting form	Front mounting "U"
Rated insulation voltage	Ui 690V AC
Rated thermal current	Ith 20A
Rated operational current	Ie 20A
	Ie 8A
Motor switch in utilization category	5,5 kW
Rated short time withstand current 1sec	Icw 250 A
Optional extra	Standard switch
Mounting size	A0 (48x48mm)
Switch fixing	4 screws (36x36)
Turning angle	30 deg (spring return)
No. of control position	3 (1-0-2)
Contact Units	4
Contact unit material	PA6 – Ultramid B3UG4 - BASF
Switch weight	0,33kg
Comply with standards:	IEC 60947-1, 3; DIN EN 61058; UL 508; C22.2 No.14

2. ROUTINE TEST DATA

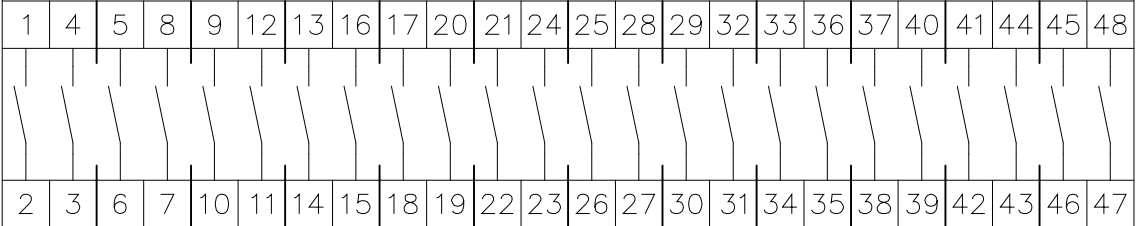
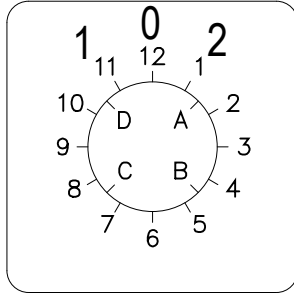
- Mechanical test carried out with	5 cycles
- Voltage test	2,8 kV, 50Hz, 1s
- Connection diagram test	per one piece

3. DIMENSION DRAWING/ SWITCHING DIAGRAM



Commutatori a camme serie GN

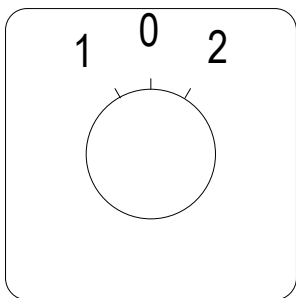
Tabella schemi speciali



Simbologia mostrina pos.

	7	8	9	10	11	12	13	14	15	16	17	18	19	20	21	22	23	24	25	26	27	28	29	30	31	32	33	34	35	36	37	38	39	40	41	42	43	44	45	46	47	48						
1					X	X	X																																									
0		X	X	X																																												
2			X	X	X																																											

Mostrina frontale



Cliente : _____

1	X	X	X	X	X
2	X	X	X	X	X

Contatti in sovrapposizione Contatto chiuso con continuita Contatto aperto Contatto chiuso Autoritorno

Tipo : **GN20 8267 U4V**

Data : 29.06.2020. Schema : **8267**