


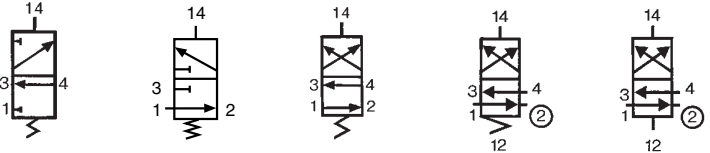
Miniature control valves



Part numbers

Function	81 513 100	81 513 600	81 513 200	81 516 100	81 516 200
	3/2 NC	3/2 NO	4/2	4/2 single pilot spring-return	4/2 double pilot

Symbol

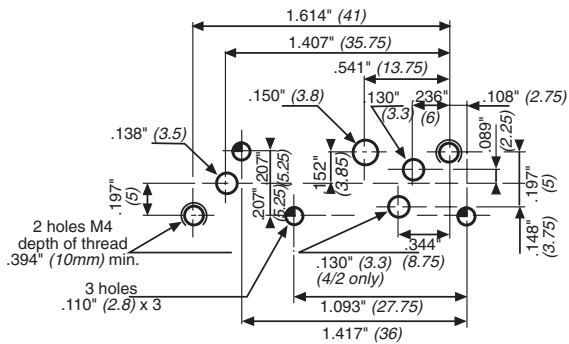


Characteristics

Width	inches (mm)	11/16" (17.5)	11/16" (17.5)	11/16" (17.5)	1-3/8" (35)	1-3/8" (35)
Operating pressure	psi (bars)	45>120 (3>8)	45>120 (3>8)	45>120 (3>8)	50>120 (3.5>8)	50>120 (3.5>8)
Orifice diameter	inches (mm)	1/8" (3)	1/8" (3)	1/8" (3)	5/32" (4)	5/32" (4)
Flow at 90 psi (6 bars) with 5/32" sub-base (page 5/54)	cfm	7 (200)	7 (200)	7 (200)	10.5 (300)	10.5 (300)
Operating temperature	°F (°C)	+15>120 (-10>+50)	+15>120 (-10>+50)	+15>120 (-10>+50)	+15>120 (-10>+50)	+15>120 (-10>+50)
Cv (kV) with 5/32" sub-base (page 5/54)		.15 (2.2)	.15 (2.2)	.15 (2.2)	.28 (4)	.28 (4)
Switching time of the relay only (Milliseconds)		5	5	5	10	10
Mechanical life (cycles)		15million	15million	15million	10million	10million
Weight (grams)		38	38	38	106	106

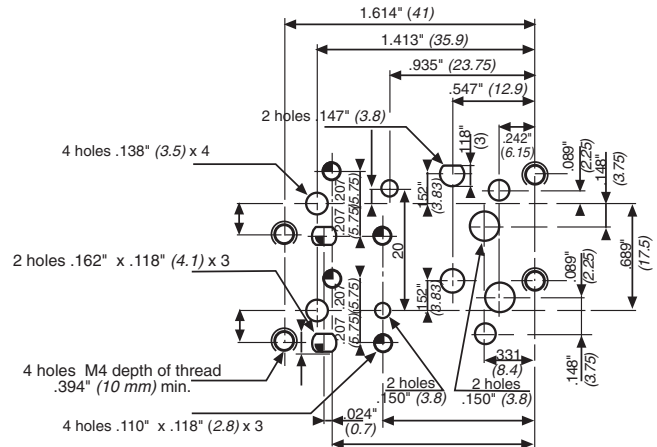
Mounting plan for poppet minivalve

81 513 100 - 81 513 200 - 81 513 600



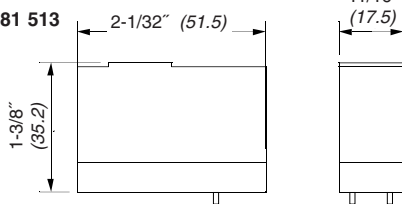
Mounting plan for slide mini valve

81 516 100 - 81 516 200

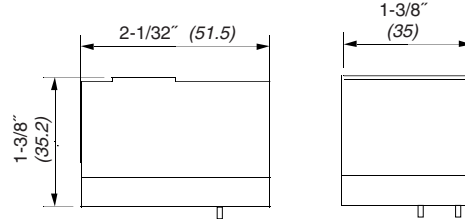


Dimensions

81 513



81 516



use (metric) dimensions for critical data

Other information	To order, specify :
On request :	Standard products
Miniature power valve supplied mounted on a sub-base and equipped with its own control solenoid valve	1 Part number Example : Miniature control valve - 81 513 100
	Standard products, non stocked

Products and specifications subject to change without notice.

Order/Technical Support – Tel: (800) 677-5311 / FAX: (800) 677-3865 / www.crouzet-usa.com