

NIKE[®]
HYDRAULICS



Hydraulic pumps



Hydraulic pumps



Nature has powerful forces, as can be seen in everything from astounding growth potential to mighty geysers. NIKE works on nature's conditions and uses hydraulics to convert nature's forces to working force.

*Hydraulics – flexible technology
with built-in natural forces*



Hydraulic pumps

NIKE HYDRAULICS AB develops, manufactures and markets high-pressure hydraulics for versatile system solutions that are designed to meet users' needs and are based on a wide standard range of pumps and cylinders.

NIKE industrial hydraulics are used all over the world and in many different fields, including the process industry, mining, aerospace, the building industry, shipbuilding, transport, etc. The range includes hydraulic pumps, rams and a wide selection of accessories, push and pull kits, pullers and power tools such as spreaders and cutting tools.

In cooperation with OEM customers NIKE HYDRAULICS AB also develops special products and original equipment to suit customers' needs and specifications.

We hold ISO 9001 and 14001 certification and have CE marked products that meet the requirements of the Machinery Directive.




Fitting a ring seal in a joint on an industrial robot using a hollow cylinder and air hydraulic pump.



Lifting a machine with a cylinder and air hydraulic pump with remote control.



Replacement of a bushing using a hollow cylinder and hand pump.



Get a new grip!

As a result of careful design, both of the external form and in the use of modern technology, NIKE hydraulic pumps make an attractive choice for professional users. The new design encompasses both pneumatic pumps and hand pumps.

NIKE pumps come in several different types of pumps: hand pumps, air hydraulic pumps and electric and petrol-driven pumps.

The choice of pump type normally depends on the application:

Hand pumps – easy to move around and do not require an external power source. Hand pumps are the most cost-effective option, but they require more effort and time when they are used with large cylinders.

Air hydraulic pumps – an economical choice, which can be operated more quickly and effectively. They require a supply of compressed air.

Electric pumps – the best choice where high capacity is required, for example when running large cylinders and/or several cylinders in parallel. Can be combined with various valve arrangements. Require access to an electrical supply.


Petrol-driven pumps – a good choice where a mobile pump unit is required, for example on building sites or in shipyards. Require no external power source.

PH - One stage hand pumps

One-stage pumps within the PH-series have a rather simple but very functional design with just a few moving parts. These pumps are real working horses that will last a very long time to come. All PH pumps can be equipped with a pressure gauge in order to have full control about the generated pump force.

PH70-500/LS201 - The pump PH70-500 is also available in a version with a pre-mounted hose of 2 m (LS201ES) including quick coupling AQI7 and swivel coupling ASE10.

*) Gauges and gauge adapters listed here are recommendations only. Gauges and gauge adapters are not part of the pump. Different combinations of gauge and gauge adapter are possible.



Name	Working press. MPa	Eff. oil vol. cm ³	Cap. cm ³ /stroke	Pump force N	Gauge*	Gauge adapter*	Length mm	Width mm	Height kg	Weight kg
PH60-500	60	500	2.4	410	*	AVM202/ AVM204	540	70	130	3.8
PH60-1000	60	1000	2.4	410	*	AVM202/AVM204	634	62	140	5.6
PH70-500	70	500	2.4	480	AMT801	AVM204	540	70	130	3.8
PH70-1000	70	1000	2.4	480	AMT801	AVM204	634	62	140	5.6
PH80-500	80	500	2.4	550	*	AVM202/AVM204	540	70	130	3.8
PH80-1000	80	1000	2.4	550	*	AVM202/AVM204	634	62	140	5.6



NIKES hydraulic hand pumps are perfect even under severe conditions.

PHS - Two stage hand pumps

Every PHS pump from NIKE has a pressure gauge as standard. This gives you precise control over your work. The gauge is totally integrated into the pump and is protected by a viewing ring in the lever.

- Return connections on all pumps.
- Robust aluminium tank.
- Needle valve - allows controlled release, greater precision and increased safety at a time when few millimetres can mean the difference between success and failure.
- Easy to refill with oil.
- Mounting holes.



PHS70-1000/LS201 - The pump PHS70-1000 is also available in a version with a pre-mounted hose of 2 m (LS201ES) including quick coupling AQI7 and swivel coupling ASE10.



All pumps in the PHS series are equipped with a pressure gauge as standard.



All PHS pumps in the pressure range 70–80 MPa can be fitted with a VR42 control valve so that they can operate double-acting rams or tools.

Name	Working press.	Eff. oil vol.	Cap. cm ³ /stroke		Pump force N	Gauge	Length mm	Width mm	Height kg	Weight kg
	MPa	cm ³	high	low						
PHS70-300	70	300	1	20	350	AMT801	320	110	170	6
PHS70-1000	70	1000	2	20	320	AMT801	620	110	170	8.1
PHS70-2400	70	2400	2	20	320	AMT801	620	110	170	9.9
PHS70-4000	70	4000	2	20	320	AMT801	620	185	170	13.7
PHS80-300	80	300	1	20	400	AMT801	320	110	170	6
PHS80-1000	80	1000	2	20	360	AMT801	620	110	170	8.1
PHS80-2400	80	2400	2	20	360	AMT801	620	110	170	9.9
PHS80-4000	80	4000	2	20	360	AMT801	620	185	170	13.7
PHS100-1000	100	1000	1	20	230	TX104	620	110	170	8.3
PHS100-2400	100	2400	1	20	230	TX104	620	110	170	10.1
PHS150-1000	150	1000	1	20	370	TX104	620	110	170	8.3
PHS150-2400	150	2400	1	20	370	TX104	620	110	170	10.1
PHS150-1000L	150	1000	1	20	370	AMT301	620	110	170	8.5
PHS150-2400L	150	2400	1	20	370	AMT301	620	110	170	10.3
PHS240-2400L	240	2400	0.7	20	460	AMT301	620	110	170	10.3

PME - Electrical pumps

NIKE electric hydraulic pumps are reliable, versatile and easy to use. They are suitable for many different applications.

All pumps have two-stage operation with automatic switching between high and low pressure at 2 MPa - 6 MPa depending on the pump type.

The low-pressure unit is a gear pump that gives a high flow up to the switching pressure. The high-pressure unit is a single or double-piston pump.



Description of valve alternatives:

- **ADV** - Automatic release valve. Oil returns to tank when motor is switched off. The pressure in the tool then drops and the tool returns automatically. For crimping, cutting or press tools that are used in high-frequency applications.
- **MRV** - Manual release valve. Suitable when you want to maintain the pressure in the tool for an extended period and have controlled release. Recommended for use of example with tools for cable crimping or cutting.
- **AP** - Adapter plate. This pump has no valve, but simply a connecting plate with pressure and return connections.
- **MLS** - With lever valve for single-acting tools.
- **MLD** - With lever valve for double-acting tools.
- **SS** - With solenoid valve for single-acting tools (24 V DC).
- **SD** - With solenoid valve for double-acting tools (24 V DC).

PME70-2030ADV and **PME70-2030MRV** have spring-loaded starting by means of a starter plate.

On all other models on/off control is carried out by means of a button on the motor.

Name	Working press. MPa	Eff. oil vol. cm ³	Cap. cm ³ /min		Motor V/kW	Length mm	Width mm	Height kg	Weight kg
			low	high					
PME70-2030ADV	70	3200	2700	300	230/0.55	285	285	520	23
PME70-2030MRV	70	3200	2700	300	230/0.55	335	285	520	23
PME70-2030AP	70	3200	2700	300	230/0.55	285	285	520	23
PME70-2030MLS	70	3200	2700	300	230/0.55	330	285	520	24
PME70-2030MLD	70	3200	2700	300	230/0.55	330	285	520	24
PME70-2030SS	70	3200	2700	300	230/0.55	380	300	520	27
PME70-2030SD	70	3200	2700	300	230/0.55	380	300	520	27
PME70A-4100AP	70	10000	7500	1600	400/2.2	335	370	575	45
PME70A-4100MLS	70	10000	7500	1600	400/2.2	375	370	575	46
PME70A-4100MLD	70	10000	7500	1600	400/2.2	375	370	575	46
PME70A-4100SS	70	10000	7500	1600	400/2.2	430	370	575	49
PME70A-4100SD	70	10000	7500	1600	400/2.2	430	370	575	49
PME70A-4200AP	70	20000	7500	1600	400/2.2	460	525	525	62
PME70A-4200MLS	70	20000	7500	1600	400/2.2	480	525	525	63
PME70A-4200MLD	70	20000	7500	1600	400/2.2	480	525	525	63
PME70A-4200SS	70	20000	7500	1600	400/2.2	460	525	525	66
PME70A-4200SD	70	20000	7500	1600	400/2.2	460	525	525	66

PMP - Petrol engine pumps

Hydraulic petrol-driven pumps with a high oil flow rate. Petrol-driven pumps are a good alternative when you need a mobile pump that does not require an external power source, for example on building sites or in shipyards.

- Two-stage pumps with automatic switching between low and high pressure.
- Supplied with chromed protective frame with rubber feet.
- Open design for effective cooling during operation.
- Can be equipped with hose reel and other accessories.

MLS model is aimed for single-acting tools.

MLD model is aimed for double-acting tools.



Name	Working press.	Eff. oil vol.	Cap. cm ³ /min		Motor Power	Length	Width	Height	Weight
	MPa	cm ³	low	high		mm	mm	kg	kg
PMP70-1700MLS	80	2100	2350	550	1 cyl, 4-stroke, 1.3 kW	337	280	397	15.4
PMP70-1700MLD	80	2100	2350	550	1 cyl, 4-stroke, 1.3 kW	337	280	397	16.9



PP - Air/hydraulic pumps (series 1000)

PP-1000 air/hydraulic pumps are very compact one-stage pumps that work in any position, horizontally or vertically thanks to a rubber bladder built in to the tank. The pumps can be operated by hand or foot.

- High oil flow.
- Easy to fill and check oil level.
- Safety valve prevents overfilling the tank.
- Return oil line can be connected to oil filler hole.

PP70-1000 - for those pumps we recommend gauge AMT801 and gauge adapter AVM204. Other combinations of gauge and gauge adapter are however possible.

PP70-1000/LS201, PP70-1000/LS250 - PP70-1000 pumps are available in a pre-mounted version with 2 m or 2,5 m hydraulic hose, quick coupling (AQI7) and swivel coupling (ASE10).



PP70-1000 pump, equipped with AMT801 pressure gauge and AVM204 gauge adapter to display hydraulic pressure.

Fitting a swivel between the pump and hose results in a practical unit that is easy to handle.

Name	Working press.	Eff. oil vol.	Cap. cm ³ /min		Air press. MPa		Length	Width	Height	Weight
	MPa	cm ³	low	high	min	max	mm	mm	kg	kg
PP70A-1000	70	1000	750	170	0.6	1.2	439	100	174	5.9
PP80A-1000	80	1000	600	160	0.6	1.2	439	100	174	5.9
PP100A-1000	100	1000	600	120	0.6	1.2	439	100	174	5.9

PP - Air/hydraulic pumps (series 2100)

- FP, RC and MRV models have built- in release valve that return oil to the tank.
- Level glass allows oil level to be checked.
- All pumps are equipped with silencers.

PP-2100 series pumps are available in several different versions:

FP - with foot pedal for controlling start/stop and releasing.

RC - with 2,5 m remote control. Pump is controlled by two buttons on the control unit (start/stop and release).

MLD - with lever control valve for double acting hydraulic operation.

MRV - with ports for pressure and return connections. Lever valve for manual release. For use with tools that have their own valve or with a separate external valve.

Gauges

For **PP70-2100RC/MLD/MRV** pumps we recommend gauge AMT801. No adapter is needed, the gauge can be attached directly to the pump.

For **PP70-2100FP** pumps, we recommend gauge AMT801 and gauge adapter ATM214 for attaching the gauge to the pump.

Other combinations of gauge and gauge adapter are possible.



Name	Working press. MPa	Eff. oil vol. cm ³	Cap. cm ³ /min		Air press. MPa		Length mm	Width mm	Height kg	Weight kg
			low	high	min	max				
PP70-2100FP	70	2100	1000	200	0.7	1.2	324	154	215	9.6
PP70-2100RC	70	2100	1000	200	0.7	1.2	324	154	203	10.4
PP70-2100MLD	70	2100	1000	200	0.7	1.2	324	154	242	10
PP70-2100MRV	70	2100	1000	200	0.7	1.2	324	154	199	9.3
PP80-2100FP	80	2100	700	150	0.6	1.2	324	154	215	9.6
PP80-2100RC	80	2100	700	150	0.6	1.2	324	154	203	10.4
PP80-2100MLD	80	2100	700	150	0.6	1.2	324	154	242	10
PP80-2100MRV	80	2100	700	150	0.6	1.2	324	154	199	9.3
PP100-2100FP	100	2100	700	100	0.7	1.2	324	154	215	10.6
PP100-2100RC	100	2100	700	100	0.7	1.2	324	154	203	11.2

PP - Air/hydraulic pumps (series 9000)

- Large tank capacity.
- Separate pressure gauge connection.
- Can easily be equipped with manifold blocks and valves for e.g. controlling more than one cylinder.



PP-9000 series pumps can be delivered with two different specifications:

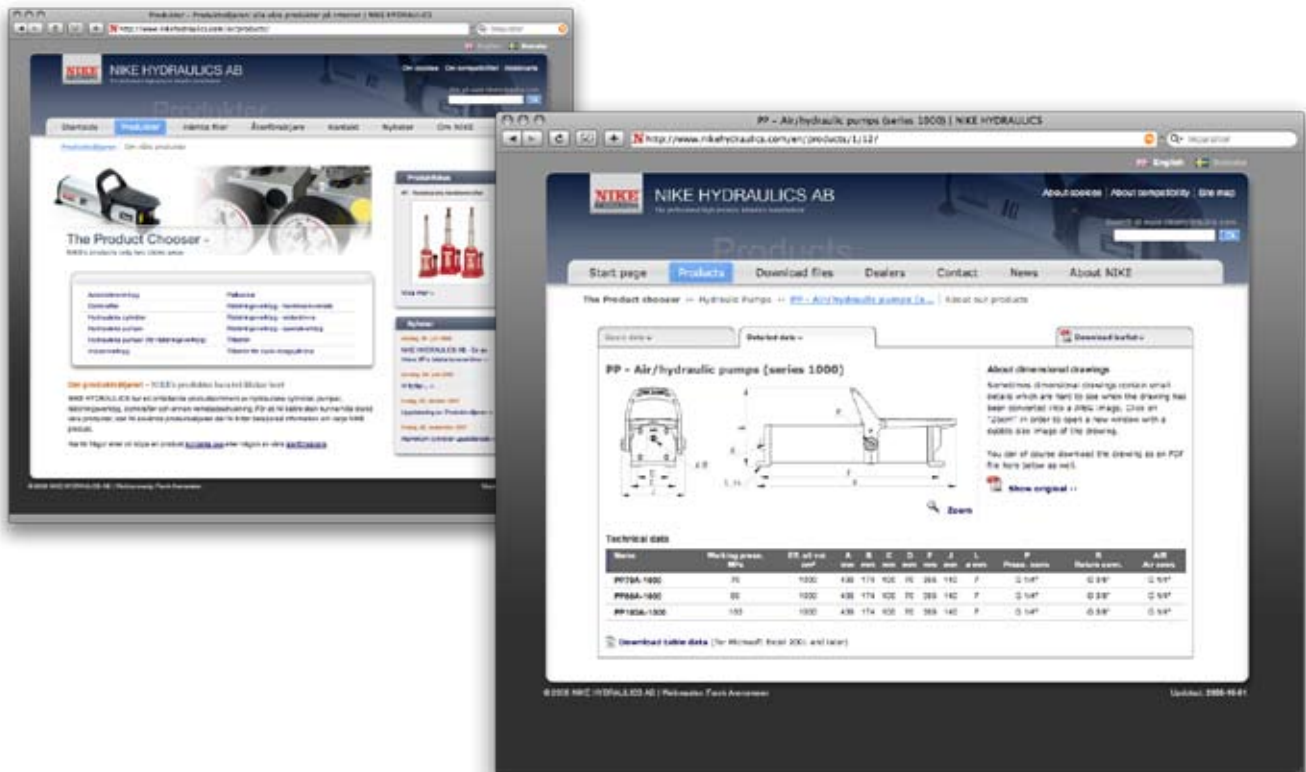
RC - with remote control. Pump is controlled by two buttons on the control unit (start/stop and release).

RC/MLD - with remote control and lever control valve for double acting hydraulic operation.

Name	Working press. MPa	Eff. oil vol. cm ³	Cap. cm ³ /min		Air press. MPa		Length mm	Width mm	Height kg	Weight kg
			low	high	min	max				
PP70-9000RC	70	9000	1000	200	0.65	1.2	340	247	311	18.4
PP70-9000RC/MLD	70	9000	1000	200	0.65	1.2	340	247	349	18.8
PP80-9000RC	80	9000	700	150	0.6	1.2	340	247	311	18
PP80-9000RC/MLD	80	9000	700	150	0.6	1.2	340	247	349	18

More information - www.nikehydraulics.com

On our web page we have gathered important information about our pumps and other products from NIKE's product range. Here you can find information on dimensions, accessories, applications and much more.




See also these other brochures

Hydraulic cylinders



- Single acting push cylinders with/without spring return
- Low profile push cylinders with/without spring return
- Double acting cylinders
- Aluminium cylinders
- Pull cylinders
- Hollow cylinders

Accessories



- Hoses
- Swivel couplings
- Quick couplings
- Manifold blocks
- Valves
- Gauges and adapters
- Cylinder accessories
- Cylinder mountings
- C clamps



NIKE HYDRAULICS AB

Since 1924 we have been developing, manufacturing and marketing high-pressure hydraulic products for industrial, automotive and rescue applications. With our head quarter in Eskilstuna, Sweden we deliver high pressure hydraulics worldwide. Overcoming limitations and developing smart solutions are equally important in finding the road to success.

NIKE HYDRAULICS stands for quality, reliability, service and design. Our products are marketed all over the world, and Europe is our largest market. We have subsidiaries in the USA and UK. Besides this, we have partners in more than 70 different countries all around the world, to ensure that you receive the best service as possible where ever you are.



NIKE HYDRAULICS AB

P.O. Box 1107
SE-631 80 Eskilstuna, SWEDEN
Tel + 46 16 16 82 00
Fax + 46 16 13 93 16
info@nikehydraulics.se

NIKE HYDRAULICS INC

3980 W. Albany, Unit #1
MCHENRY, IL 60050, USA
Phone +1 815 385 7777
Fax +1 815 385 7776
info@nikehydraulics.com

NIKE POWER EQUIPMENT LTD

Unit 6, Stechford Trading Estate
Lyndon Road, Stechford
BIRMINGHAM B33 8BU, UK
Tel + 44 121 789 77 07
Fax + 44 121 789 68 66
info@nikehydraulics.co.uk

www.nikehydraulics.com

WWW.NIKEHYDRAULICS.COM

Keep up-to-date by visiting NIKE HYDRAULICS on the Internet. On our pages you will always find the latest information about our products, contact information to your local NIKE dealer, dates of upcoming exhibitions, downloadable catalogues and much more.

Our website is being updated continuously. Furthermore, the services provided on the site are under constant development.

Visit us at <http://www.nikehydraulics.com>

We reserve the right to change product specific information and technical specifications without prior notice.