REVISIONS				
ZONE	LTR.	DESCRIPTION	DATE	APPROVED

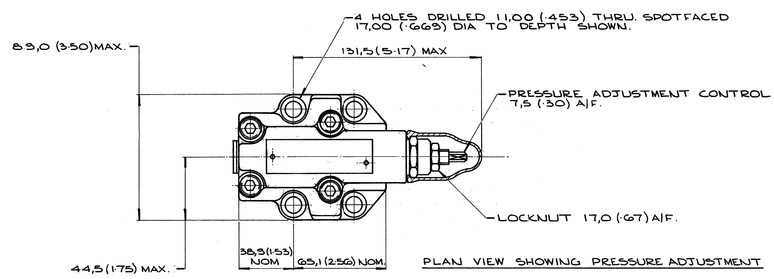

PLAN VIEW SHOWING PRESSURE ADJUSTMENT

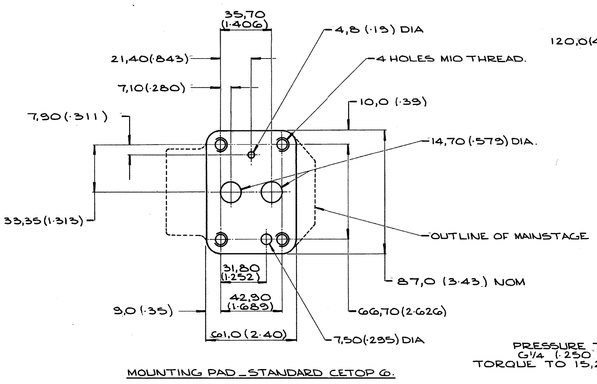

MOUNTING PAD _ STANDARD CETOP 6.

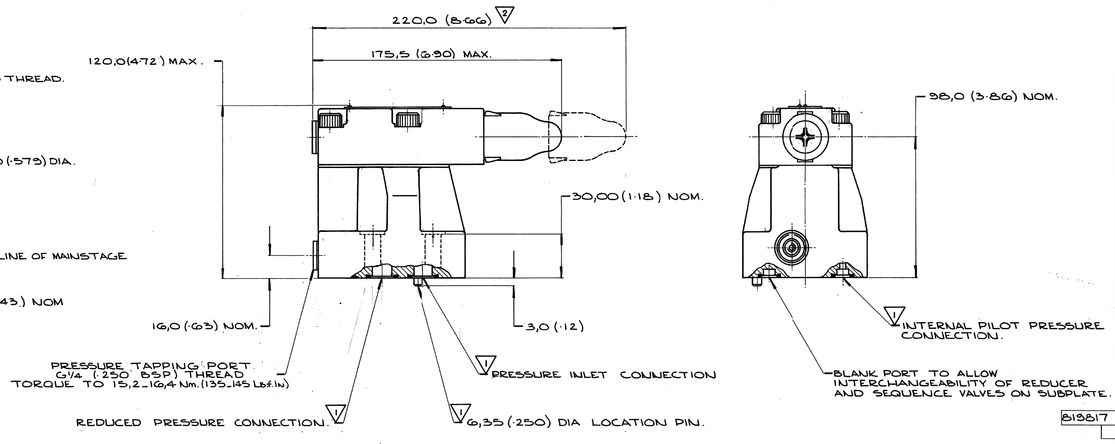

819817

5. SPERRY VICKERS STANDARD SEAL KIT PART No : 614824.
4. SPERRY VICKERS STANDARD BOLT KIT PART No : 614934.
3. TORQUE HOLDING DOWN BOLTS TO 59,0_73,0 Nm.
2. DIMENSION REQUIRED TO REMOVE PROTECTION CAP.
1. SEE MOUNTING PAD FOR LOCATION DIMENSIONS.

S.T. CODE NO.			A T 82 82	SA AE
UNLESS OTHERWISE SPECIFIED INTERPRET PER VS 3-3-34 ANGULAR DIMENSIONS ± 2° SURFACE ROUGHNESS 3.2 μm (125 μ) TOLERANCES ON DECIMALS 1 PLACE 2 PLACE 3 PLACE mm ± 0.8 ± 0.25 — INCH — ± .03 ± .010 REMOVE BURRS BREAK EDGES 0.25mm (.010in.) MAX.	THIRD ANGLE PROJECTION	MODEL X*CG2V_6**_10		AT SA
		REF. 819737	SPERRY VICKERS EUROPEAN GROUP COBHAM, SURREY, ENGLAND	
	MATERIAL	DR. D.G. 11 Mar 82		
		CHK. [signature] 11 Mar 82		
	HEAT TREATMENT	TO FIRE	TITLE INSTALLATION DRAWING CETOP 6 REDUCER VALVE	
		PROTO. REL.		
	COATING/PLATING	PROD. REL. [signature] 15 JULY 82		
		ENGRG. APP. [signature] 16 JULY 82	SIZE E	CODE IDENT NO. 819817
ALL TECHNICAL DATA DISCLOSED HEREIN IS THE PROPERTY OF THE SPERRY RAND CORPORATION AND IS NOT TO BE USED FOR MANUFACTURE, PROCUREMENT OR DISCLOSURE TO OTHERS WITHOUT PERMISSION BY THE OWNER.			SCALE 1:1	WT. ACT. CALC. SHEET