

Plastic Fiber Optics

- Provide an economical alternative to glass fiber optics for piping photoelectric sensing light to and from confined areas with suitable environments
- Ideal for detecting small objects
- Withstand repeated flexing and bending
- Available in individual or bifurcated styles*
- Available with optional DURA-BEND™ fibers for improved flexibility for difficult-to-access locations, without the decreased performance to which excessively bent standard plastic fibers optics are prone
- Available with core diameters of 0.25, 0.50, 0.75, 1.0 and 1.5 mm



Plastic Fiber Optic Model Key

P B P 4 6 U C X

PLASTIC FIBER FAMILY designator

Same for all plastic fibers

ASSEMBLY STYLE designator

- B = Bifurcated fiber
- I = Individual fiber*
- DI = Dual Individual fiber*

SENSING END designator

- A = 90° Angle
- AT = 90° Angle/Thread
- CF = Coaxial Ferrule
- CT = Coaxial Thread
- E = Encapsulated
- EFP = Extended Ferrule Probe
- F = Ferrule
- FM = Ferrule Miniature
- FMP = Ferrule Miniature Probe
- L = Lensed
- P = Probe
- PF = Probe Ferrule
- PMSB = Probe Miniature Side-view Bendable
- PS = Probe Side-view
- PSB = Probe Side-view Bendable
- PSM = Probe Side-view Miniature
- R = Rectangular
- RS = Rectangular Side-view
- T = Thread
- TA = Thread/90° Angle
- TP = Thread/Probe

MODIFICATIONS designator

"MXX" = Sensing end tip modification

CONTROL END designator

- T5 = Terminated
- TMB5 = STEELSKIN™ braiding over monocoil reinforcement
- U = Underterminated straight cable**
- UC = Underterminated Coiled cable
- UHF = Underterminated DURA-BEND™ multi-core cable

FIBER LENGTH designator

- 3 = 1 m (1000 mm)
- 6 = 2 m (2000 mm)
- 100 = 30 m (30480 mm)

FIBER CORE DIAMETER designator

- 1 = 0.25 mm
- 2 = 0.50 mm
- 3 = 0.75 mm
- 4 = 1.00 mm
- 6 = 1.50 mm
- 1X4 = 4 x 0.265 mm
- 1X16 = 16 x 0.265 mm
- 1X32 = 32 x 0.265 mm

* All individual plastic fiber optics are sold and used in pairs. Bifurcated fibers are two-way fibers with a single sensing end that both emits and receives light and with dual-control sensor ends that attach separately to the sensor's LED and photodetector.

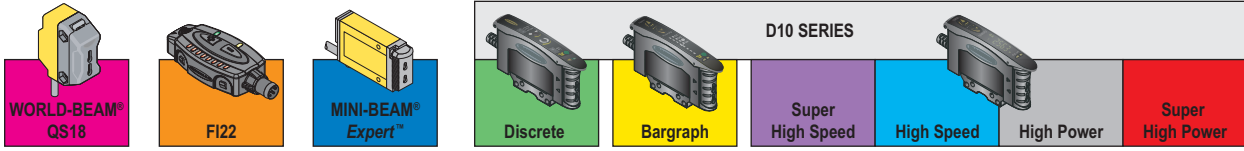
** Plastic fibers with "U" in the suffix of the model numbers have unterminated control ends; cut them to the required length. Use supplied cutter.

Plastic Fiber Optics Specifications	
Construction	<p>Optical Fiber: acrylic (PMMA) monofilament, except as noted</p> <p>Protective Jacket: black polyethylene, except as noted</p> <p>Threaded End Tips and Hardware: nickel-plated brass, except as noted</p> <p>Probe End Tips: annealed (bendable) 304 stainless steel</p> <p>Angled End tips: hardened 304 stainless steel</p> <p>Ferrule End Tips: 303 stainless steel</p>
Sensing Range	Refer to the specific fiber optic/sensor combination
Implied Dimensional Tolerance	All dimensions are in millimeters: x = ±2.5 mm, x.x = ±0.25 mm and x.xx = ±0.12 mm, unless specified. "L" = ±40 mm per meter
Minimum Bend Radius	<p>8 mm for 0.25 mm diameter fibers</p> <p>12 mm for 0.5 mm diameter fibers (except DURA-BEND™)</p> <p>25 mm for 1.0 mm diameter fibers (except DURA-BEND™)</p> <p>38 mm for 1.5 mm diameter fibers</p>
Repeat Bending/Flexing	Life expectancy of plastic fiber optic cable is in excess of one million cycles at bend radii of no less than the minimum and a bend of 90° or less. Avoid stress at the point where the cable enters the sensor ("control end") and at the sensing end tip. Coiled plastic fiber optic assemblies are recommended for any application requiring reciprocating fiber motion.
Chemical Resistance	The acrylic core of the monofilament optical fiber will be damaged by contact with acids, strong bases (alkalis) and solvents. The polyethylene jacket will protect the fiber from most chemical environments. However, materials may migrate through the jacket with long term exposure. Samples of fiber optic material are available from Banner for testing and evaluation.
Temperature Extremes	Temperatures below -30° C will cause embrittlement of the plastic materials but will not cause transmission loss. Temperatures above +70° C will cause both transmission loss and fiber shrinkage.
Operating Temperature	-30° to +70° C, unless otherwise specified

⚠ APPLICATION NOTES AND WARNINGS ⚠


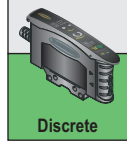
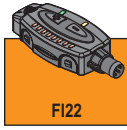
- 1** Plastic fiber assemblies with "U" in the suffix of the model numbers have unterminated control ends (the end that is coupled to the photoelectric sensor). The customer can cut these fiber optic assemblies to the required length using the supplied cutter. Use only the supplied cutter to ensure optimal light coupling efficiency.
- 2** Terminated plastic fiber assemblies are optically ground and polished and cannot be shortened, spliced or otherwise modified.
- 3** Do not subject the plastic fibers to sharp bends, pinching, high tensile loads or high levels of radiation.
- 4** When ordering fiber lengths in excess of 2 m, take into account light signal attenuation due to the additional length.
- 5** Due to their light transmission properties, plastic fiber optics are recommended for use only with visible light fiber optic sensors.
- 6** Use caution when applying fiber optics in hazardous locations. Although fiber optic assemblies are, by themselves, intrinsically safe, the sensor and associated electronics must be LOCATED IN A SAFE ENVIRONMENT. Alternatively, fiber optics may be used with NAMUR sensor model Q45AD9FP (page 157). Fiber optics do not necessarily provide a hermetic seal between a hazardous environment and the safe environment.

SENSORS
PLASTIC FIBERS
GLASS FIBERS



Model Number	Drawing & Dimensions	Core Dia. (mm)	Min. Bend Radius (mm)	Features	Free Cut*	Typical Range (mm)
PBF16U		0.25	8	• Smooth ferrule	✓	Details Online
PBF26U		0.5	12	• Smooth ferrule	✓	Details Online
PBF46U		1.0	25	• Smooth ferrule	✓	Details Online
PBF46UM3MJ1.3		1.0	25	• Smooth ferrule; thin jacket (ø 1.3)	✓	Details Online
PBF66U		1.5	38	• Smooth ferrule; long range	✓	Details Online
PBFM16U		0.25	8	• Non-bendable miniature tip	✓	Details Online
PBFM46U		1.0	25	• Smooth ferrule	✓	Details Online
PBT16U		0.25	8	• Thread	✓	Details Online
PBT26U		0.5	12	• Thread	✓	Details Online
PBT46U		1.0	25	• Thread	✓	Details Online
PBT66U		1.5	38	• Thread; long range	✓	Details Online

NA: WORLD-BEAM QS18 not recommended.
* Fibers can be free cut using fiber cutter (see page 203).



D10 SERIES

Super High Speed

High Speed

High Power

Super High Power



SENSORS
PLASTIC FIBERS
GLASS FIBERS

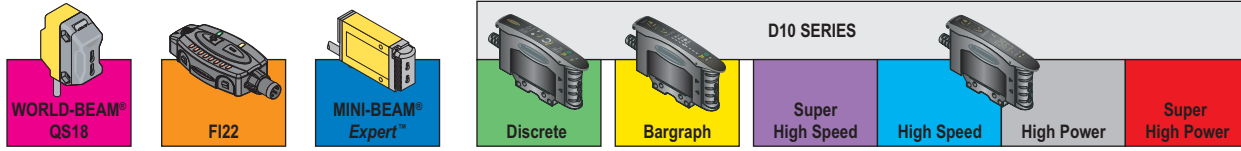
Model Number	Drawing & Dimensions	Core Dia. (mm)	Min. Bend Radius (mm)	Features	Free Cut*	Typical Range (mm)			
Diffuse	Probe	PBEFP26U		0.5	12	• Smooth ferrule; non-bendable tip	✓		Details Online
		PBFMP16UMP2		0.25	8	• Smooth ferrule; non-bendable tip	✓		Details Online
		PBP16U		0.25	8	• Thread; bendable tip	✓		Details Online
		PBP26U		0.5	12	• Thread; bendable tip	✓		Details Online
		PBP46U		1.0	25	• Thread; bendable tip	✓		Details Online
		PBPF26U		0.5	12	• Thread; bendable tip	✓		Details Online
		PBPF26UMB		0.5	12	• Flat mounting block; bendable tip	✓		Details Online
Side-view		PBPMBS36U		0.75	20	• Smooth ferrule; bendable tip	✓		Details Online
		PBPS26U		0.5	12	• Smooth ferrule; bendable tip	✓		Details Online
		PBPS46U		1.0	25	• Smooth ferrule; bendable tip	✓		Details Online
		PBPS46UMT		1.0	25	• Thread; non-bendable tip	✓		Details Online
		PBPS66U		1.5	38	• Smooth ferrule; non-bendable tip	✓		Details Online

NA: WORLD-BEAM QS18 not recommended.

* Fibers can be free cut using fiber-cutter (see page 203)

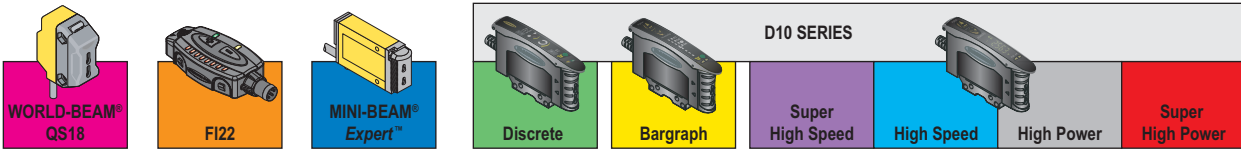
More information online at bannerengineering.com

SENSORS
PLASTIC FIBERS
GLASS FIBERS



Model Number	Drawing & Dimensions	Core Dia. (mm)	Min. Bend Radius (mm)	Features	Free Cut*	Typical Range (mm)		
Diffuse	Coaxial	PBCF21X46U		0.5 4X 0.25	12	• Miniature probe tip	✓	 Details Online
		PBCF46U		1.0 16X 0.265	25	• Smooth ferrule	✓	 Details Online
		PBCT21X46U		0.5 4X 0.25	12	• Miniature thread	✓	 Details Online
		PBCT26U		0.5 9X 0.25	12	• Thread	✓	 Details Online
		PBCT26UM3		0.5 9X 0.25	12	• Miniature thread	✓	 Details Online
		PBCT26UM4M2.5		0.5 9X 0.25	12	• Thread	✓	 Details Online
		PBCT46U		1.0 16X 0.265	25	• Thread	✓	 Details Online
		PBFM1X43T5		4X 0.25	8	• Best for repetitive flexing (1,000s of cycles)		 Details Online
		PBP46UC		1.0	25	• For applications involving reciprocating motion	✓	 Details Online
		PBT46UC		1.0	25	• For applications involving reciprocating motion	✓	 Details Online
Convergent Beam Spot	PLI-A10		0.5 9X 0.25	12	• Anodized AL tip; ø 0.5-3.2 mm beam spot • Glass lens	✓		

NA: WORLD-BEAM QS18 not recommended. NA: MINI-BEAM Expert not recommended.
* Fibers can be free cut using fiber cutter (see page 203). Indicates lens available for model. See page 195 for details.



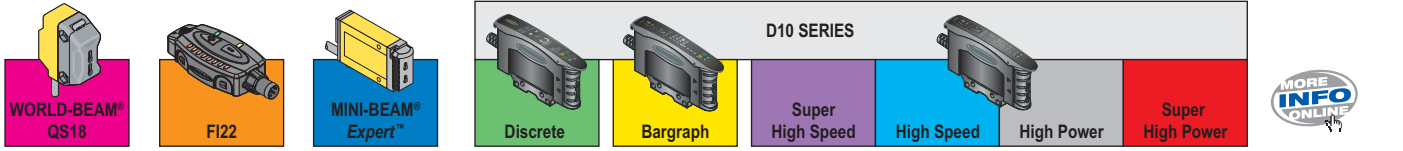
Model Number	Drawing & Dimensions	Core Dia. (mm)	Min. Bend Radius (mm)	Features	Free Cut*	Typical Range (mm)	
DURA-BEND	Diffuse	PBF46UHF 	1.0	1	• Smooth ferrule	✓	Details Online
		PBFM46UHF 	1.0	1	• Smooth ferrule	✓	Details Online
		PBP46UHF 	1.0	1	• Thread; bendable tip	✓	Details Online
		PBPS46UHF 	1.0	1	• Smooth ferrule; non-bendable tip	✓	Details Online
		PBT26UHF 	0.5	1	• Thread	✓	Details Online
		PBT46UHF 	1.0	1	• Thread	✓	Details Online
Area Sensing (Array)	Diffuse	PBR1X326U 	32X 0.265	25	• Rectangular tip	✓	Details Online
		PBRS1X326U 	32X 0.265	25	• Rectangular tip; side sensing	✓	Details Online
Mechanical Convergent	Diffuse	P22-C1 	0.5	12	• Straight exit with lenses; 3 mm range; DURA-BEND fiber	✓	
		P12-C1 	0.5	12	• Side exit with lenses; 3 mm range; DURA-BEND fiber	✓	
		P32-C2 	1.0	12	• Flat mount; 2 mm range; DURA-BEND fiber	✓	

NA: WORLD-BEAM QS18 not recommended.
* Fibers can be free cut using fiber cutter (see page 203).

SENSORS
PLASTIC FIBERS
GLASS FIBERS

FIBER SYSTEMS

SENSORS
PLASTIC FIBERS
GLASS FIBERS



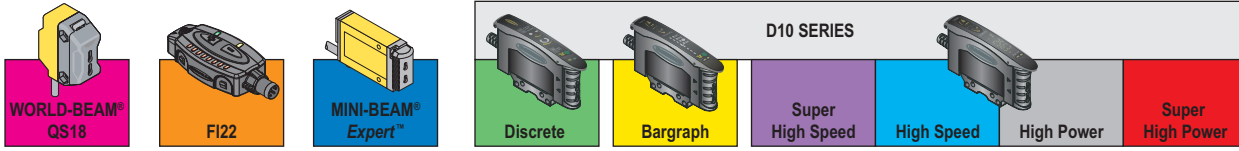
Model Number	Drawing & Dimensions	Core Dia. (mm)	Min. Bend Radius (mm)	Features	Free Cut*	Typical Range (mm)
Diffuse STEELSKIN		1.0	12	• 90° Angle/Thread		Details Online
		0.5 9X 0.25	12	• Miniature thread		Details Online
		0.5 9X 0.25	12	• Thread		Details Online
		1.0	12	• Smooth ferrule		Details Online
		1.0	12	• Smooth ferrule; non-bendable tip		Details Online
		1.0	12	• Thread		Details Online
		1.0	12	• Thread/90° Angle		Details Online
		1.0	12	• Thread; bendable tip		Details Online
High Temp		1.0	25	• Thread; withstands 105° C		Details Online

NA: WORLD-BEAM QS18 not recommended.

Indicates lens available for model. See page 195 for details.

* Fibers can be free cut using fiber cutter (see page 203).

SENSORS
PLASTIC FIBERS
GLASS FIBERS



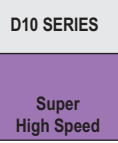

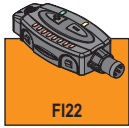


Model Number	Drawing & Dimensions	Core Dia. (mm)	Min. Bend Radius (mm)	Features	Free Cut*	Typical Range (mm)
PIA16U		0.25	8	• 90° Angle	✓	 Details Online
PIA26U		0.5	12	• 90° Angle	✓	 Details Online
PIAT16U		0.25	8	• 90° Angle/Thread	✓	 Details Online
PIAT26U		0.5	12	• 90° Angle/Thread	✓	 Details Online
PIAT46U		1.0	25	• 90° Angle/Thread	✓	 Details Online
PIAT46UM-4X-4MT		1.0	25	• 90° Angle/Thread	✓	 Details Online
PIAT66U		1.5	38	• 90° Angle/Thread; long range	✓	 Details Online
PIF16U		0.25	8	• Smooth ferrule	✓	 Details Online
PIF26U		0.5	12	• Smooth ferrule	✓	 Details Online
PIF26UMLS		0.5	12	• Smooth ferrule; thick jacket (ø 2.2 mm)	✓	 Details Online

NA: WORLD-BEAM QS18 not recommended.

Indicates lens available for model. See page 201 for details.

* Fibers can be free cut using fiber cutter (see page 203).



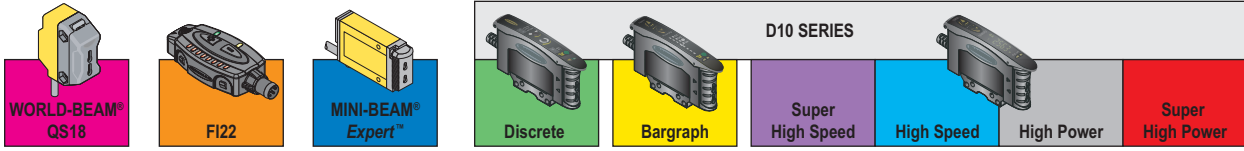
SENSORS
PLASTIC FIBERS
GLASS FIBERS

Model Number	Drawing & Dimensions	Core Dia. (mm)	Min. Bend Radius (mm)	Features	Free Cut*	Typical Range (mm)	
Standard	PIF46U 	1.0	25	• Smooth ferrule	✓	200 - 1200 Details Online	
	PIF66U 	1.5	38	• Smooth ferrule; long range	✓	500 - 2500 Details Online	
	PIFM46U 	1.0	25	• Smooth ferrule; miniature tip	✓	200 - 1200 Details Online	
	PIL46U 	1.0	25	• Plastic lens; ultra-long range • Lens available separately, see page 201.	✓	2000 - 12000 Details Online	
	PIT16U 	0.25	8	• Thread	✓	10 - 90 Details Online	
	PIT26U 	0.5	12	• Thread	✓	50 - 400 Details Online	
	PIT46U 	1.0	25	• Thread	✓	200 - 1200 Details Online	
	PIT66U 	1.5	38	• Thread; long range	✓	500 - 2500 Details Online	
	Probe	PIP16U 	0.25	8	• Smooth ferrule; non-bendable tip	✓	10 - 90 Details Online
		PIP26U 	0.5	12	• Thread; bendable tip	✓	50 - 400 Details Online
		PIP46U 	1.0	25	• Thread; bendable tip	✓	200 - 1200 Details Online

NA: WORLD-BEAM QS18 not recommended.

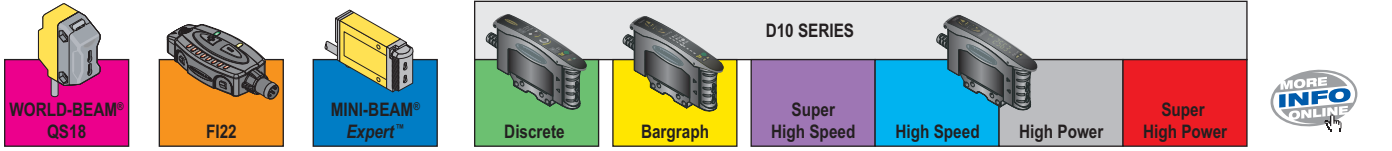
* Fibers can be free cut using fiber cutter (see page 203).

SENSORS
PLASTIC FIBERS
GLASS FIBERS



Model Number	Drawing & Dimensions	Core Dia. (mm)	Min. Bend Radius (mm)	Features	Free Cut*	Typical Range (mm)	
Opposed	Side-View	PLIS-1		0.5	12	<ul style="list-style-type: none"> Low beam divergence angle of 2° Ideal for wafer mapping 	Details Online
		PIPS26U		0.5	12	<ul style="list-style-type: none"> Smooth ferrule; non-bendable tip 	Details Online
		PIPS46U		1.0	25	<ul style="list-style-type: none"> Smooth ferrule; non-bendable tip 	Details Online
		PIPS66U		1.5	38	<ul style="list-style-type: none"> Smooth ferrule; non-bendable tip 	Details Online
		PIPSB46U		1.0	25	<ul style="list-style-type: none"> Smooth ferrule; bendable tip 	Details Online
		PIPSM26U		0.5	12	<ul style="list-style-type: none"> Miniature smooth ferrule; non-bendable tip 	Details Online
		L2RA		ref. model PIT46U	ref. model PIT46U	<ul style="list-style-type: none"> Compact glass prism M2.5 thread 	
High-Flex	Side-View	PIFM1X46U		4X 0.25	8	<ul style="list-style-type: none"> Best for repetitive flexing (1,000s of cycles) 	Details Online
		PIT1X46U		4X 0.25	8	<ul style="list-style-type: none"> Best for repetitive flexing (1,000s of cycles) 	Details Online
		PIP46UC		1.0	25	<ul style="list-style-type: none"> For applications involving reciprocating motion 	Details Online
		PIT46UC		1.0	25	<ul style="list-style-type: none"> For applications involving reciprocating motion 	Details Online

NA: WORLD-BEAM QS18 not recommended. Indicates lens available for model. See page 201 for details.
 * Fibers can be free cut using fiber cutter (see page 203).

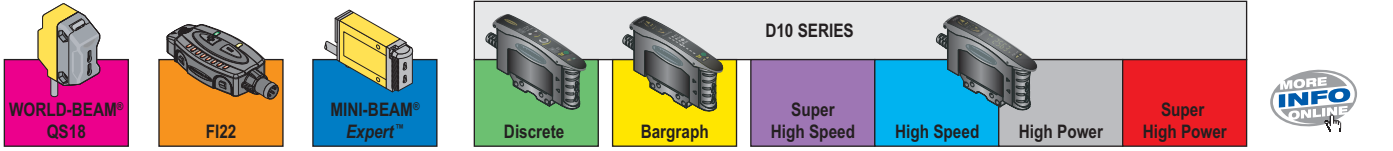


Model Number	Drawing & Dimensions	Core Dia. (mm)	Min. Bend Radius (mm)	Features	Free Cut*	Typical Range (mm)	
DURA-BEND	PIAT46UHF		1.0	1	• 90° Angle/Thread	✓	Details Online
	PIF46UHF		1.0	1	• Smooth ferrule	✓	Details Online
	PIFM46UHF		1.0	1	• Smooth ferrule; miniature tip	✓	Details Online
	PIP46UHF		1.0	1	• Thread; bendable tip	✓	Details Online
	PIPS46UHF		1.0	1	• Smooth ferrule; non-bendable tip	✓	Details Online
	PIPSB46UHF		1.0	1	• Smooth ferrule; bendable tip	✓	Details Online
	PIT26UHF		0.5	1	• Thread	✓	Details Online
	PIT46UHF		1.0	1	• Thread	✓	Details Online
Chemical Resistant	PIE46UT		1.0	25	• Fluoropolymer encapsulated; lens	✓	Details Online
	PIE66UTMNL		1.5	38	• Fluoropolymer encapsulated; lens	✓	Details Online
	PIES46UT		1.0	25	• Fluoropolymer encapsulated; side-view prism	✓	Details Online

NA: WORLD-BEAM QS18 not recommended. Indicates lens available for model. See page 201 for details.
 * Fibers can be free cut using fiber cutter (see page 203).

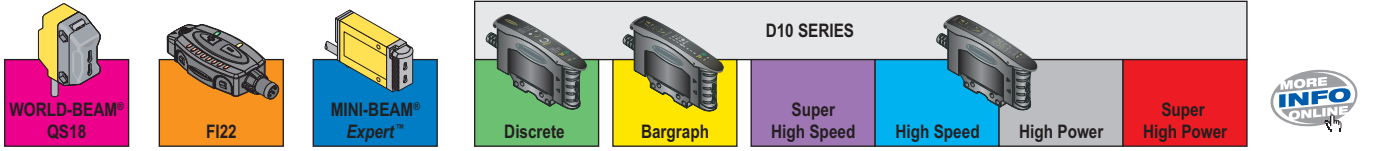
SENSORS
PLASTIC FIBERS
GLASS FIBERS

SENSORS
PLASTIC FIBERS
GLASS FIBERS



Model Number	Drawing & Dimensions	Core Dia. (mm)	Min. Bend Radius (mm)	Features	Free Cut*	Typical Range (mm)	
Opposed	Area Sensing (Array)	PIRX1166U		16X 0.265	25	• Ultra-compact head; straight exit; 5.25 mm width	✓
		PIRS1166U		16X 0.265	25	• Ultra-compact head; side exit; 5.25 mm width	✓
		PIRS1X1166UM4		16X 0.265	25	• Compact head; side exit; 10 mm width	✓
		PIRS1X1166UMPM.75		16X 0.265	25	• Side exit; 19 mm width	✓
		PIRS1X1166UMPMAL		16X 0.265	25	• Side exit; 34 mm width	✓
		High Temp	PIT46UHT1		1.0	25	• Thread; withstands 105° C
Slot	Slot	PDIS46UM12		1.0	25	• Easy mount "fork" head; DURA-BEND fiber	✓
		PDISM46UM5MA		1.0	25	• 90° Angle; ompact "fork" head; DURA-BEND fiber	✓

NA: WORLD-BEAM QS18 not recommended. Indicates lens available for model. See page 201 for details.
* Fibers can be free cut using fiber cutter (see page 203).



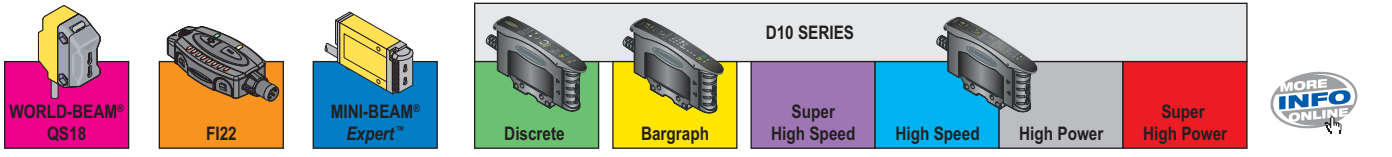
Model Number	Drawing & Dimensions	Core Dia. (mm)	Min. Bend Radius (mm)	Features	Free Cut*	Typical Range (mm)
STEELSKIN	PIAT43TMB5 	1.0	12	• 90° Angle/Thread		 Details Online
	PIF43TMB5 	1.0	12	• Smooth ferrule		 Details Online
	PIPS43TMB5 	1.0	12	• Smooth ferrule; non-bendable tip		 Details Online
	PIT43TMB5 	1.0	12	• Thread		 Details Online
	PITA43TMB5 	1.0	12	• Thread/90° Angle		 Details Online
	PITP43TMB5 	1.0	12	• Thread; bendable tip		 Details Online
Dual Individual	PDIT26T5 	0.5	12	• Accomplish 2 inspections using only one sensor		 Details Online
	PDIT4100U 	1.0	25	• 30 m duplex fiber cable		✓ Contact factory for sensing range.
Vacuum	PIF66UM.52M.19D 	1.5	38	• For use with VFT-M8MVS (ambient side) See page 209.	✓	✓ Contact factory for sensing range.
Extended Range Lens	L2 	ref. model PIT46U	ref. model PIT46U	• Range-extending lens • M2.5 thread		
	LO8FP 	ref. model PIL46U	ref. model PIL46U	• Ultra-long range-extending lens; use with raw plastic fiber		

SENSORS
PLASTIC FIBERS
GLASS FIBERS

Opposed

NA: WORLD-BEAM QS18 not recommended. NA: MINI-BEAM Expert not recommended. Indicates lens available for model. See page 201 for details.
* Fibers can be free cut using fiber cutter (see page 203).

SENSORS
PLASTIC FIBERS
GLASS FIBERS







	Model Number	Drawing & Dimensions	Core Dia. (mm)	Min. Bend Radius (mm)	Features	Free Cut**	Typical Range (mm)
Diffuse	High-Temp BMT16.6S-HT		1.57	19	<ul style="list-style-type: none"> High performance glass fiber optics for use with Banner D10 plastic fiber sensors Miniature thread; end tip withstands 315° C 		 Details Online
	High-Temp IMT.756.6S-HT†		1.27	19	<ul style="list-style-type: none"> High performance glass fiber optics for use with Banner D10 plastic fiber sensors Miniature thread; end tip withstands 315° C 		 Details Online

NA: WORLD-BEAM QS18 not recommended. **NA:** MINI-BEAM Expert not recommended. Indicates lens available for model. See page 201 for details.

* Fibers can be free cut using fiber cutter (see page 203).
 † Fibers are sold separately, must order two fibers to form a pair.

Fiber Optic Accessories

Model Number		Model Specific Features	General Features		Drawings
Fiber Cutters	PFK20	• For use with 0.25 mm and 0.5 mm diameter cables.	<ul style="list-style-type: none"> • These kits are used with unterminated plastic fiber cables. • Each kit contains 40 bushings and 10 cutter assemblies (cutters can be purchased separately in packages of 25 - reference model PFC-2-25). 		 NOTE: Bushings used with Q45, OMNI-BEAM, ECONO-BEAM, MAXI-BEAM and VALU-BEAM sensors only.
	PFK40	• For use with 1 mm and 1.5 mm diameter cables.			
Plastic Fiber Field-Installable Sheathing	PFS69S6T	• May be used with bifurcated fiber assemblies having M6 x 0.75 threaded end tips (e.g., PBCT46U, PBP46U, PBT46UHT1 and PBT66U).	<ul style="list-style-type: none"> • Stainless steel sheathing with stainless steel end fittings (one end internally threaded to capture fiber end tips, other end non-threaded) is used in applications where protection is required for plastic fiber optic cables. • All models listed are 1.8 m in length. • Other lengths are available by contacting Banner Applications Department. 		
	PFS53S6T	• May be used with individual or bifurcated fiber assemblies having M4 x 0.7 threaded end tips (e.g., PBCT26U, PBP26U, PIP46U, PIT46U and PIT66U).			
	PFS44S6T	• May be used with individual fiber assemblies having M3 x 0.5 threaded end tips (e.g., PIP26U, PIT26U and PIT1X46U).			
Plastic Fiber Adapters	UPFA-1-100	• Use to adapt plastic fiber optic cables with outside jacket diameter of 1.0 mm, such as PIT26U and PBP16U.	<ul style="list-style-type: none"> • Compression fitting adapters are used with small-diameter unterminated plastic fiber cables. • Use when interfacing small-diameter plastic fibers to D10, D11, D12, PC44, QM42, QS18, R55F, FI22 and MINI-BEAM plastic fiber sensor families. • Each kit contains 100 pairs of adapters. One pair will interface either one bifurcated fiber optic cable or a pair of individual cables to a fiber optic amplifier. 		
	UPFA-2-100	• Use to adapt plastic fiber optic cables with outside jacket diameter of 1.25 mm or 1.3 mm, such as PBCT26U and PBF46UM3MJ1.3.			
Model Number	Core	Length	Type	Drawing	
Unterminated Individual and Bifurcated Plastic Fibers	PIU230U	0.5 mm	9 m	Single	
	PIU260U		18 m		
	PIU430U	1.0 mm	9 m	Single	
	PIU460U		18 m		
	PIU630U	1.5 mm	9 m	Single	
	PIU660U		18 m		
	PBU430U	1.0 mm	9 m	Duplex	
	PBU460U		18 m		