


Rubber Magnets

High Strength / Strong

Can be cut with scissors or knife. The surface is coated with urethane film. There may be slight unevenness in bonding but does not affect performances.

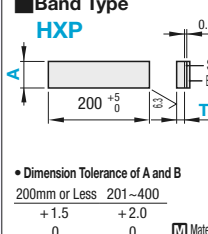
High Strength



RoHS

Band Type

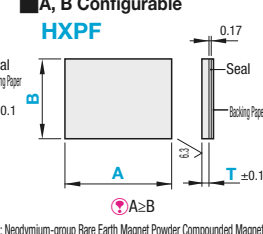
HXP



• Dimension Tolerance of A and B
200mm or Less 201~400
+1.5 +2.0
0 0

A, B Configurable

HXPFP



• Dimension Tolerance of A and B
200mm or Less 201~400
+1.5 +2.0
0 0

Material: Neodymium-group Rare Earth Magnet Powder Compounded Magnet

Physical and Mechanical Characteristics of Rubber Magnets

Measurement Item	Testing Method	Neodymium Magnet Rare Earth Magnetic Particle Compounded Rubber	Samarium Iron-Nitrogen Rubber	Isotropic Ferrite Rubber	Anisotropic Ferrite Rubber
Tensile Strength (Mpa)	JIS K6301	3.8	≥3.9	3.9	6.9
Elongation Rate (%)	JIS K6301	55	20	80	50
Hardness (Shore D)	ASTM D2240	30	55	48	49
Volume Resistivity (Ω·m)	JIS K7194	4.75x10 ¹⁴	5.7x10 ³	4.0x10 ¹²	4.0x10 ¹²
Heat Resistant Temperature	-	-20 ~ 100°C	-40 ~ 120°C	-10 ~ 50°C	-10 ~ 50°C

Temperature limit for seals is 80°C.

Band Type

Part Number	Unit Price							
	A							
Type	T	10	20	30	40	50	80	100
HXP	1.0							
	2.0							

Magnetic Properties

Type	T	Attraction Force (g/cm ²)	Surface Magnetic Flux Density [G]
HXP	1.0	140	1300
	2.0	250	1550

Attraction force and surface magnetic flux density are for reference only.

Ordering Example

Band Type
Part Number - A
HXP1.0 - 100

A, B Configurable
Part Number - A - B
HXPFP2.0 - 305 - 150

A, B Configurable

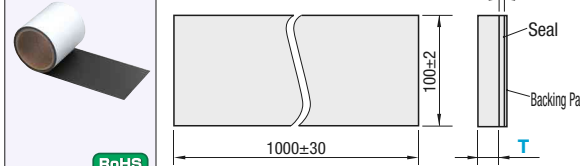
Part Number	T	A 1mm Increment	Unit Price	
			B 1mm Increment	
Type	T	10~100	10~100	101~200
HXP	1.0	10~100		
		101~200		
		201~300		
		301~400		
HXPFP	2.0	10~100		
		101~200		
		201~300		
		301~400		

Rubber Magnets / Urethane Coated Magnets

Standard Type

Standard Type

Type	Material
HXR	Isotropic Ferrite Rubber Magnet
HXT	Anisotropic Ferrite Rubber Magnet



HXT:0.12
HXR:0.17

RoHS

Part Number	Type	T	Length	Attraction Force (g/cm ²)		Unit Price	
				HXR	HXT	HXR	HXT
HXR HXT			1m	0.4	16	25	
				0.6	25	60	
				1.0	38	80	
				2.0	54	100	
				3.0	56	110	

Part Number
HXR0.6
HXT3.0

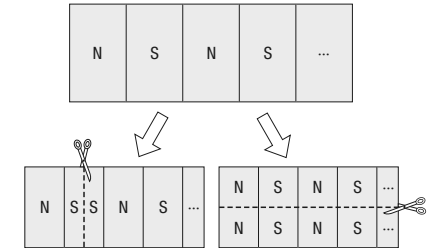
Features of Rubber Magnets

The pole width is as the Table below. For polarity of the magnetic material being cut, see the Rightmost Fig. The seal side has no magnetic force.


Type	T	Pole Width [P] (mm)
HXR	0.4	2.0
	0.6	2.0
	1.0	2.5
	2.0	3.0
	3.0	5.0
HXT	0.4	2.5
	0.6	3.0
	1.0	3.0
	2.0	5.0
	3.0	5.0

Image of Magnetic Material (when being cut)

Common to Ultra Strength, Strong Standard



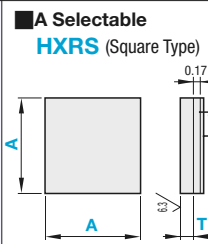
Strong Type



RoHS

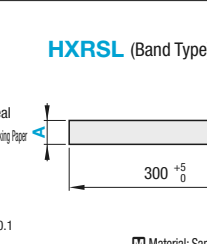
A Selectable

HXRS (Square Type)



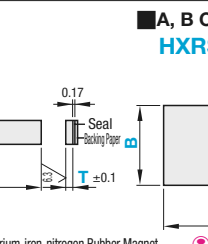
A, B Configurable

HXRSL (Band Type)



A, B Configurable

HXRSP



• Dimension Tolerance of A and B
200mm or Less 201~300
+1.5 +2.0
0 0

Material: Samarium-iron-nitrogen Rubber Magnet

A Selectable - Square

Part Number	Unit Price		
	A		
Type	T	100	200
HXRS	0.5		
	1.0		
	1.5		

A, B Configurable

Part Number	T	A 1mm Increment	Unit Price	
			B 1mm Increment	
Type	T	10~100	10~100	101~200
HXRSL	0.5	10~100		
		101~200		
		201~300		
		301~400		
HXRSP	1.0	10~100		
		101~200		
		201~300		
		301~400		
HXRSL	1.5	10~100		
		101~200		
		201~300		

A Selectable - Band Type

Part Number	Unit Price							
	A							
Type	T	10	20	30	40	50	80	100
HXRSL	0.5							
	1.0							
	1.5							

Magnetic Properties

Type	T	Attraction Force (g/cm ²)	Surface Magnetic Flux Density [G]
HXRS HXRSL HXRSP	0.5	27	610
	1.0	98	860
	1.5	142	1030


Attraction force and surface magnetic flux density are for reference only.
Usable as simplified magnet catches if mounted on door frame.

Ordering Example

A Selectable
Part Number - A
HXRS1.0 - 100
HXRSL1.5 - 50

A, B Configurable
Part Number - A - B
HXRSP0.5 - 110 - 65

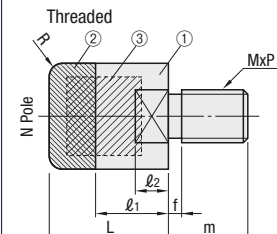
Urethane Coated Magnets



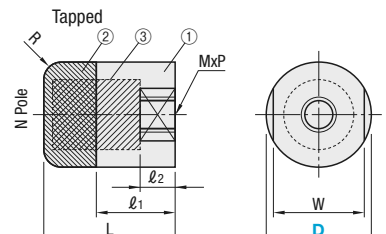
RoHS

Type	① Holder	② Urethane	③ Magnet	Heat Resistant Temperature		
Threaded	Tapped	Material	Material	Hardness	Material	Temperature
HXX	HXXH	EN 1.4301 Equiv.	Ether-based Polyurethane	Shore A90 Shore A70	Neodymium Magnet	80°C
HXXA	-	-	-	-	-	-

Threaded



Tapped



Threaded

Part Number	MxP (Coarse)	L	ℓ ₁	ℓ ₂	f	m	W	R	Attraction Force N (kgf)	Surface Magnetic Flux Density Gauss [G]	HXX, HXXA		
											Unit Price	Volume Discount Rate	
HXX HXXA	10	M5x0.8	16	10	4	1	7	8	1	4.0 (0.40)	3000~3200	1 - 4 pc(s).	5~50
	12	M6x1.0	16	10	4	1	10	10	2	6.5 (0.66)	2900~3100		
	16	M8x1.25	18	11	5	1	12	14	2	8.0 (0.81)	2700~2900		
	20	M10x1.5	20	13	6	1	14	17	3	17.7 (1.8)	2600~2800		
	25	M10x1.5	22	15	8	1	14	22	3	35.0 (3.56)	2900~3100		

Attraction force and surface magnetic flux density are for reference only.

Tapped

Part Number	MxP (Coarse)	L	ℓ ₁	ℓ ₂	W	R	Attraction Force N (kgf)	Surface Magnetic Flux Density Gauss [G]	HXXH	
									Unit Price	Volume Discount Rate
HXXH	10	M4x0.7	15	9	4	8	1	4.0 (0.40)	3000~3200	
	12	M4x0.7	10				2	6.5 (0.66)	2900~3100	
	16	M5x0.8	17	10	5	14		8.0 (0.81)	2700~2900	
	20	M5x0.8	17	10	5	17		17.7 (1.8)	2600~2800	
	25	M6x1.0	18	11	6	22		35.0 (3.56)	2900~3100	

Attraction force and surface magnetic flux density are for reference only.

Ordering Example

Part Number
HXX10

Features

Effective in preventing workpiece from being damaged, and help dampening noise.

Example

